

Name \_\_\_\_\_



# Giant Animal Passport



# Giant Animal Passport

**Animal Picture**

**Animal Name**

**Animal Information**

**Instructions:** To create the Giant Animal Passport, have students cut along the dotted lines and staple the animal pages behind the cover. Have students complete one passport page for each giant of the animal world that they read about.

Name \_\_\_\_\_



# Giant Animal Passport


<b>Animal Picture</b>	<b>Animal Name</b>
<b>Animal Picture</b>	<b>Animal Information</b>

**Instructions:** To create the Giant Animal Passport, have students cut along the dotted lines and staple the animal pages behind the cover. Have students complete one passport page for each giant of the animal world that they read about.

Name \_\_\_\_\_



## Wowzers & Fun Facts!

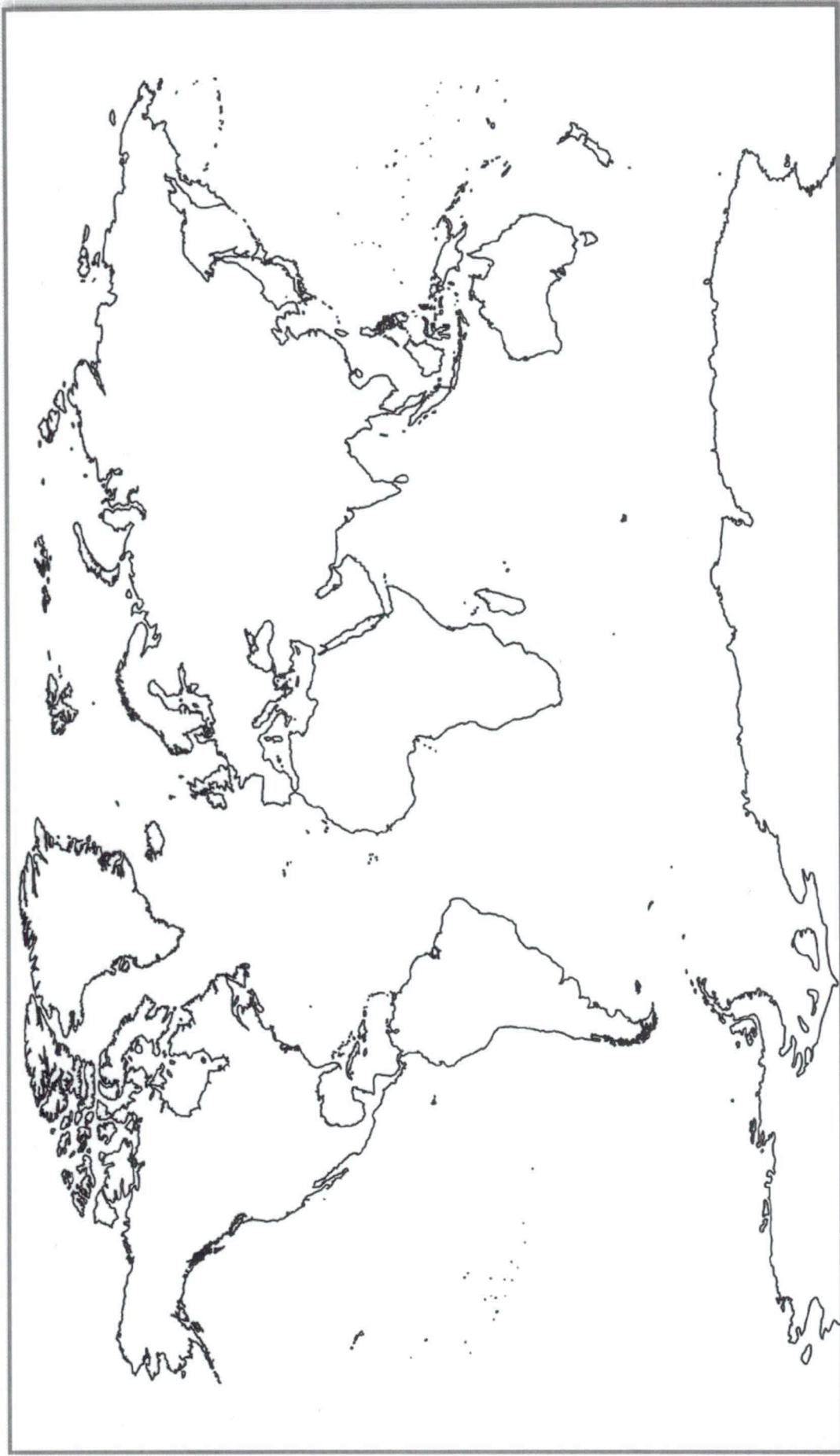
		

**Instructions:** Have students write an interesting fact about the giant animal(s) they read about in each box.



Name \_\_\_\_\_

## Giant Animal Geography



**Instructions:** Have students use this map to identify and label where each giant animal lives around the world.



What is the main idea of each section in the book?  
What is one detail from that section?

*Main Idea and Details*

Reading A-Z



What is the author's purpose for writing this book?

*Author's Purpose*

Reading A-Z



What effect does the animal's size have on how it lives?

*Analyze*

Reading A-Z




Which animal that you know of is most like this giant animal?  
How are these two animals different?

*Compare and Contrast*

Reading A-Z

LEVELED BOOK • G

# How Many Rhymes?




Written by Cheryl Ryan • Illustrated by Signe Nordin

[www.readinga-z.com](http://www.readinga-z.com)


# How Many Rhymes?

*A Reading A-Z Level G Leveled Book • Word Count: 212*




Reading a-z


Visit [www.readinga-z.com](http://www.readinga-z.com) for thousands of books and materials.




I had a little dog,  
and it had no name.  
I had a pretty pony,  
and it was lame.



A pig in a wig and a dog in a bog.  
How many rhymes each day?  
A flag in a bag and a nag with a tag.  
How many rhymes did I say?




I had a funny book,  
and it made me laugh.  
I had a brown cow,  
and she had a calf.




A pig in a wig and a dog in a bog.  
How many rhymes each day?  
A flag in a bag and a nag with a tag.  
How many rhymes did I say?






I had a little kitty,  
and it lived in the city.  
I had a fancy bike,  
and I gave it to Mike.

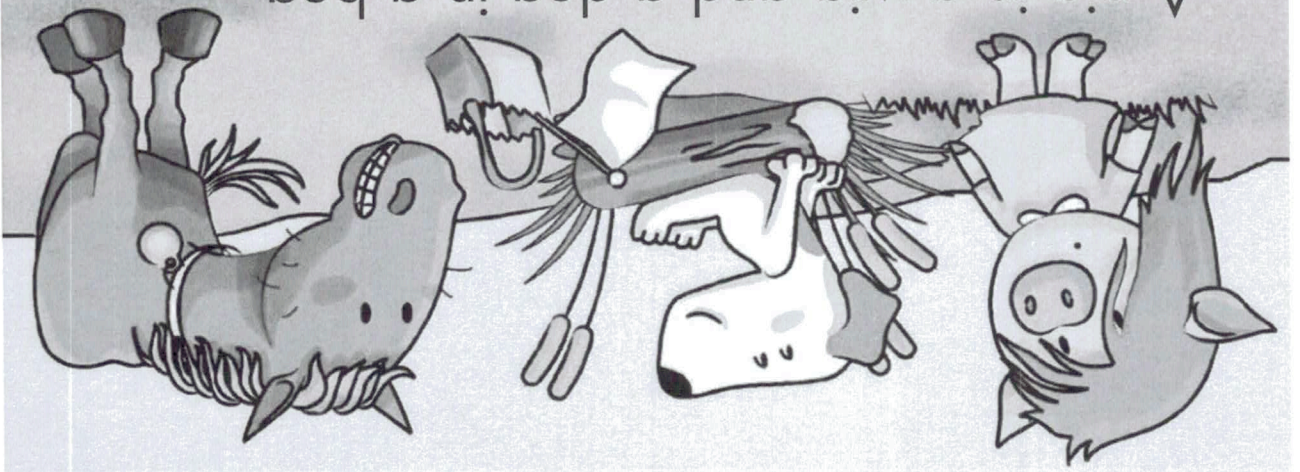


A pig in a wig and a dog in a bog.  
How many rhymes each day?  
A flag in a bag and a nag with a tag.  
How many rhymes did I say?



I had a bad dream,  
and it made me scream.  
I had eighty legs  
and a dozen large eggs.

A pig in a wig and a dog in a bog.  
How many rhymes each day?  
A flag in a bag and a nag with a tag.  
How many rhymes did I say?



# Math Instructions

Each day students are asked to:

1 Daily Sentence and Math Review

1 Today's Daily Number

( We added a sample page of how it is supposed to be done! ☺)

1 addition ONE minute fluency

1 subtraction ONE minute fluency

( Set a timer for one minute and see how many you get correct! Just do one column per day!)

Space it out throughout the day.

Have fun with it and remember to practice counting money and telling time.

Kids.... WE MISS YOU SO MUCH!

Show your families how smart you are!!

(EXAMPLE)




Today's Number: 437 →

Odd or Even

Write in Word Form: four hundred thirty seven

Place Value: 4 hundreds, 3 tens, 7 ones

Draw It:

Hundreds	Tens	Ones
		

Expanded Form: 400 + 30 + 7

$$+10 = \underline{4(4)7}$$

$$-10 = \underline{4(2)7}$$

$$+100 = \underline{5(4)7}$$

$$-100 = \underline{3(3)7}$$



Today's Numbers: 437 and 318

1. Compare them.

$$437 > 318$$

2. Add them.

$$\begin{array}{r} 437 \\ + 318 \\ \hline 755 \end{array}$$

Always put  
the larger  
number on  
top

3. Subtract them.

$$\begin{array}{r} 437 \\ - 318 \\ \hline 119 \end{array}$$

Today's Number: 478

Odd or Even

Write in Word Form: \_\_\_\_\_

Place Value: \_\_\_ hundreds, \_\_\_ tens, \_\_\_ ones

Draw It:

Hundreds	Tens	Ones

Expanded Form: \_\_\_\_\_ + \_\_\_\_\_ + \_\_\_\_\_

$$+10 = \underline{\hspace{2cm}} \quad +100 = \underline{\hspace{2cm}}$$

$$-10 = \underline{\hspace{2cm}} \quad -100 = \underline{\hspace{2cm}}$$

Today's Numbers: 478 and 594

1. Compare them.  $>$   $<$   $\equiv$

Always put the  
larger number on  
TOP ☺

2. Add them.

$$+ \quad \underline{\hspace{2cm}}$$

3. Subtract them.

$$\underline{\hspace{2cm}}$$

Today's Number: 777

Odd or Even

Write in Word Form: \_\_\_\_\_

Place Value: \_\_\_ hundreds, \_\_\_ tens, \_\_\_ ones

Draw It:

Hundreds	Tens	Ones

Expanded Form: \_\_\_\_\_ + \_\_\_\_\_ + \_\_\_\_\_

$$+10 = \underline{\hspace{2cm}} \quad +100 = \underline{\hspace{2cm}}$$

$$-10 = \underline{\hspace{2cm}} \quad -100 = \underline{\hspace{2cm}}$$



Today's Numbers: 777 and 738

1. Compare them.

2. Add them.

3. Subtract them.

Today's Number: 362

Odd or Even

Write in Word Form: \_\_\_\_\_

Place Value: \_\_\_\_\_ hundreds, \_\_\_\_\_ tens, \_\_\_\_\_ ones

Draw It: \_\_\_\_\_

Hundreds	Tens	Ones

Expanded Form: \_\_\_\_\_ + \_\_\_\_\_ + \_\_\_\_\_

$$+10 = \underline{\hspace{2cm}} \quad +100 = \underline{\hspace{2cm}}$$

$$-10 = \underline{\hspace{2cm}} \quad -100 = \underline{\hspace{2cm}}$$

Today's Numbers: 362 and 368

1. Compare them.  $>$   $<$   $\equiv$

Always put the  
larger number on  
TOP ☺

2. Add them.

$$+ \quad \underline{\hspace{2cm}}$$

3. Subtract them.

$$- \quad \underline{\hspace{2cm}}$$

Today's Number: 543

Odd or Even

Write in Word Form: \_\_\_\_\_

Place Value: \_\_\_ hundreds, \_\_\_ tens, \_\_\_ ones

Draw It:

Hundreds	Tens	Ones

Expanded Form: \_\_\_\_\_ + \_\_\_\_\_ + \_\_\_\_\_

$$+10 = \underline{\hspace{2cm}} \quad +100 = \underline{\hspace{2cm}}$$

$$-10 = \underline{\hspace{2cm}} \quad -100 = \underline{\hspace{2cm}}$$

Today's Numbers: 543 and 674

1. Compare them.  $>$   $<$   $\equiv$

Always put the  
larger number on  
TOP ☺

2. Add them.

$$+ \quad \underline{\hspace{2cm}}$$

3. Subtract them.

$$- \quad \underline{\hspace{2cm}}$$

Name \_\_\_\_\_

Unit 2  
Week 6, Day 3



### Daily Edit Sentences

1. The dentist cleanned both mens' tooths.

RF.2.3, W.2.5, L.2.1, L.2.2

2. One women has some raisin.


### Daily Math Review

← 2.OA.2 →

1. $\begin{array}{r} 99 \\ -34 \\ \hline \end{array}$	2. $\begin{array}{r} 73 \\ -35 \\ \hline \end{array}$	3. $\begin{array}{r} 54 \\ -37 \\ \hline \end{array}$	4. $\begin{array}{r} 10 \\ -3 \\ \hline \end{array}$	5. $\begin{array}{r} 27 \\ +25 \\ \hline \end{array}$
--	--	--	---	--

6. Write an equation that represents the dots in this array.

2.OA.4



\_\_\_ + \_\_\_ + \_\_\_ + \_\_\_ + \_\_\_ = \_\_\_

7. Fill in the missing numbers in the skip counting pattern.

2.NBT.2

\_\_\_, \_\_\_, 6, 8, \_\_\_, \_\_\_, 14, \_\_\_, \_\_\_

8.  $57 + 36 =$

2.NBT.5

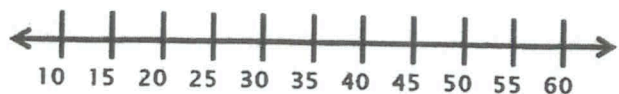
$57+3 =$ ,  $36-3 =$

$60 + 33 =$  \_\_\_\_\_

Strategy: Making a friendly number

9. Use arrows. Show how to add  $25 + 15$  on the number line.

2.MD.6



$25 + 15 =$  \_\_\_\_\_