

# WHITERIVER UNIFIED SCHOOL DISTRICT 2018-2019 SCHOOL YEAR CALENDAR

Governing Board Approved 3-8-17

## JULY '18

S	M	T	W	Th	F	S
1	2	3	4	5	6	7
8	9	10	11	12	13	14
15	16	17	18	19	20	21
22	23	24	25	26	27	28
29	30	31				

**4** 12-Month Holiday

**23-25** 301 or Paid Certified Pre-Service

**26-27** New Teacher Orientation

**30-31** All Staff Report 3 Days Preparation

**31-4** Winter Break

**1** 12-Month Holiday

**7** 3rd Qtr. & 2nd Sem. Begins

**21** Martin Luther King Jr. Day - No School - Holiday

## JANUARY '19

S	M	T	W	Th	F	S
		1	2	3	4	5
6	7	8	9	10	11	12
13	14	15	16	17	18	19
20	21	22	23	24	25	26
27	28	29	30	31		

## AUGUST '18

S	M	T	W	Th	F	S
			1	2	3	4
5	6	7	8	9	10	11
12	13	14	15	16	17	18
19	20	21	22	23	24	25
26	27	28	29	30	31	

**1** All Staff Report 3 Days Preparation

**2** First Day Of School / 1st Qtr. & 1st Sem. Begins

**31** Fair Day-No School-Holiday

## FEBRUARY '19

S	M	T	W	Th	F	S
					1	2
3	4	5	6	7	8	9
10	11	12	13	14	15	16
17	18	19	20	21	22	23
24	25	26	27	28		

**18** President's Day - No School - Holiday

## SEPTEMBER '18

S	M	T	W	Th	F	S
						1
2	3	4	5	6	7	8
9	10	11	12	13	14	15
16	17	18	19	20	21	22
23/30	24	25	26	27	28	29

**3** Labor Day - No School - Holiday

**28** National Native American Day

## MARCH '19

S	M	T	W	Th	F	S
					1	2
3	4	5	6	7	8	9
10	11	12	13	14	15	16
17	18	19	20	21	22	23
24/31	25	26	27	28	29	30

**4** Snow day (if no snow days used)

**11-15** Spring Break

**22** 3rd Qtr Ends

**25** Begin 4th Qtr.

## OCTOBER '18

S	M	T	W	Th	F	S
	1	2	3	4	5	6
7	8	9	10	11	12	13
14	15	16	17	18	19	20
21	22	23	24	25	26	27
28	29	30	31			

**5** 1st Qtr. Ends

**8-12** Fall Break

**15** 2nd Qtr. Begins

## APRIL '19

S	M	T	W	Th	F	S
	1	2	3	4	5	6
7	8	9	10	11	12	13
14	15	16	17	18	19	20
21	22	23	24	25	26	27
28	29	30				

**1** Snow day (if no snow days used)

**15** Snow day (if no snow days used)

## NOVEMBER '18

S	M	T	W	Th	F	S
				1	2	3
4	5	6	7	8	9	10
11	12	13	14	15	16	17
18	19	20	21	22	23	24
25	26	27	28	29	30	

**12** Veteran's Day Observed - No School - Holiday

**21-23** Thanksgiving - No School - Holiday

## MAY '19

S	M	T	W	Th	F	S
			1	2	3	4
5	6	7	8	9	10	11
12	13	14	15	16	17	18
19	20	21	22	23	24	25
26	27	28	29	30	31	

**13** Snow day (if no snow days used)

**24** AHS Graduation /Last Day of School / 4th Qtr. & 2nd Sem ends / Last Day for Staff

**27** Memorial Day Holiday

## DECEMBER '18

S	M	T	W	Th	F	S
						1
2	3	4	5	6	7	8
9	10	11	12	13	14	15
16	17	18	19	20	21	22
23/30	24/31	25	26	27	28	29

**21** 2nd Qtr. & 1st Sem. Ends

**24-28** Winter Break

**24-25** 12 Month Holiday  
**31** 12 Month Holiday

45 Days= 1st Qtr.  
46 Days= 2nd Qtr.  
47 Days= 3rd Qtr.  
42 Days= 4th Qtr.  
180 Total Student Days

## JUNE '19

S	M	T	W	Th	F	S
						1
2	3	4	5	6	7	8
9	10	11	12	13	14	15
16	17	18	19	20	21	22
23/30	24	25	26	27	28	29

DISTRICT NAME WHITERIVER UNIFIED SCHOOL DISTRICT NO#20

COUNTY NAVAJO

CTDS NUMBER 090220000

## FOOD SERVICE

FUND 510	
ACTUAL	
1.	637,804 1.
2.	3,942 2.
3.	70,817 3.
4.	
5.	1,575,307 5.
6.	0 6.
7.	1,650,065 7.
8.	
9.	2,287,869 9.

BEGINNING FUND BALANCE (1)  
REVENUES

1500 Investment Income  
1600 Food Service  
Other Local \_\_\_\_\_  
4500 Restricted Revenue Rec. from Fed. Gov.  
4900 Revenue for/on Behalf of the District  
**TOTAL REVENUE** (lines 2-6)  
5200 Fund Transfers-In  
**TOTAL AVAILABLE** (lines 1, 7, and 8)

## A. Number of operating months

## B. Number of Meals Served

1. Served at District Locations  
a. Reimbursable Meals Only  
b. Program Adults/Adult Workers  
c. Other  
2. Served at Other Locations  
a. Reimbursable Meals Only  
b. Program Adults/Adult Workers  
c. Other

	BREAKFASTS	LUNCHES/ SUPPERS	A LA CARTE*	SNACKS
a. Reimbursable Meals Only	244,999.00	351,342.00	16,077.00	7,782.00
b. Program Adults/Adult Workers	334.00	3,648.00	0.00	0.00
c. Other	0.00	0.00	0.00	0.00
a. Reimbursable Meals Only	0.00	0.00	0.00	0.00
b. Program Adults/Adult Workers	0.00	0.00	0.00	0.00
c. Other	0.00	0.00	0.00	0.00

\* Divide all revenues from a la carte sales by the free lunch reimbursement rate received.

## C. Meal Prices

	P-6	7-8	9-12	Adult
1. Reduced breakfast	0.00	0.00	0.00	
2. Reduced lunch	0.00	0.00	0.00	
3. Reduced snack	0.00	0.00	0.00	
4. Paid breakfast	0.00	0.00	0.00	0.00
5. Paid lunch	0.00	0.00	0.00	0.00
6. Paid snack	0.00	0.00	0.00	0.00

## D. Special Milk Program

Charge to children per ½ pint milk unit \$0.00  
Number of ½ pint milk units served to children \_\_\_\_\_

## EXPENDITURES

6150 Classified Salaries  
6200 Employee Benefits  
6400 Purchased Property Services  
6570 Food Service Management  
6591 Services Purchased from Other AZ Districts  
6610 General Supplies (Nonfood Items)  
6620 Energy  
6631 USDA Commodities (Excluding Freight)  
6632 USDA Commodities (Freight Only)  
6633 Other Food  
6634 Storage Costs for USDA Commodities  
6700 Property (Excluding 6731-39)  
6731-32, 6734-35, 6737-38 Furniture & Equipment, Vehicles, & Tech. costing under \$5,000  
6733, 6736, 6739 Furniture & Equipment, Vehicles, & Tech. costing \$5,000 or more  
Other Expenditures \_\_\_\_\_  
**TOTAL EXPENDITURES** (lines 10-24)  
6910 Indirect Costs  
6930 Fund Transfers-Out  
**TOTAL EXPENDITURES & OTHER USES**  
(lines 25-27)  
**ENDING FUND BALANCE** (line 9 minus line 28) (1)

FOOD SERVICE FUND 510		M&O EXPENDITURES FUND 001	CAPITAL EXPENDITURES FUND 610
BUDGET	ACTUAL	ACTUAL	ACTUAL
10.	0	0	0
11.	0	0	0
12.	11,650	0	0
13.	810,159	0	
14.	0	0	
15.	1,054	40,000	0
16.	54,544	0	
17.	99,314		
18.	8,511		
19.	451,369		
20.	0		
21.			
22.	631		
23.	62,591		
24.	6,194		
25.	2,000,000	1,506,017	40,000
26.	187,002		
27.	0		
28.	1,693,019		
29.	594,850		

## E. Detail of Food Service Management Company Expenditures

Classified Salaries	526,801
Employee Benefits	87,367
Supplies and Materials (Nonfood)	3,144
Food	172
Management Fee	55,935
Other	136,740
Total (must equal total of amounts on line 13 above)	810,159

\$ \_\_\_\_\_ at 7/1/16 or \$ \_\_\_\_\_ at 6/30/17, as applicable.

DISTRICT NAME #N/A

COUNTY NAVAJO

CTDS NUMBER 090220000

FOOD SERVICE

FUND 510
ACTUAL
1. 694,163 1.
2. 6,398 2.
3. 59,566 3.
4. 418 4.
5. 1,693,650 5.
6. 94,342 6.
7. 1,854,375 7.
8. 0 8.
9. 2,548,538 9.

BEGINNING FUND BALANCE (1)  
REVENUES

1500 Investment Income  
1600 Food Service  
Other Local \_\_\_\_\_  
4500 Restricted Revenue Rec. from Fed. Gov.  
4900 Revenue for/on Behalf of the District  
**TOTAL REVENUE** (lines 2-6)  
**5000 Other Financing Sources and Fund Transfers-In**  
**TOTAL AVAILABLE** (lines 1, 7, and 8)

A. Number of operating months

B. Number of Meals Served

1. Served at District Locations  
a. Reimbursable Meals Only  
b. Program Adults/Adult Workers  
c. Other  
2. Served at Other Locations  
a. Reimbursable Meals Only  
b. Program Adults/Adult Workers  
c. Other

	BREAKFASTS	LUNCHES/ SUPPERS	A LA CARTE*	SNACKS
1. Served at District Locations				
a. Reimbursable Meals Only	238,545.00	336,898.00	0.00	6,172.00
b. Program Adults/Adult Workers	161.00	2,165.00	0.00	0.00
c. Other	0.00	0.00	16,971.00	0.00
2. Served at Other Locations				
a. Reimbursable Meals Only	0.00	0.00	0.00	0.00
b. Program Adults/Adult Workers	0.00	0.00	0.00	0.00
c. Other	0.00	0.00	0.00	0.00

\* Divide all revenues from a la carte sales by the free lunch reimbursement rate received.

C. Meal Prices

1. Reduced breakfast  
2. Reduced lunch  
3. Reduced snack  
4. Paid breakfast  
5. Paid lunch  
6. Paid snack

P-6	7-8	9-12	Adult
0.00	0.00	0.00	
0.00	0.00	0.00	
0.00	0.00	0.00	
0.00	0.00	0.00	2.75
0.00	0.00	0.00	3.75
0.00	0.00	0.00	0.00

D. Special Milk Program

Charge to children per ½ pint milk unit  
Number of ½ pint milk units served to children

\$0.00  
0

EXPENDITURES

6150 Classified Salaries  
6200 Employee Benefits  
6400 Purchased Property Services  
6570 Food Service Management  
6591 Services Purchased from Other AZ Districts  
6610 General Supplies (Nonfood Items)  
6620 Energy  
6631 USDA Commodities (Excluding Freight)  
6632 USDA Commodities (Freight Only)  
6633 Other Food  
6634 Storage Costs for USDA Commodities  
6700 Property (Excluding 6731-39)  
6731-32, 6734-35, 6737-38 Furniture & Equipment, Vehicles, & Tech. costing under \$5,000  
6733, 6736, 6739 Furniture & Equipment, Vehicles, & Tech. costing \$5,000 or more  
Other Expenditures \_\_\_\_\_  
**TOTAL EXPENDITURES** (lines 10-24)  
**6910 Indirect Costs Transfers-Out**  
**6900 Other Financing Uses and Fund Transfers-Out (excluding Indirect Costs Transfers-Out)**  
**TOTAL EXPENDITURES & OTHER USES**  
(lines 25-27)  
**ENDING FUND BALANCE** (line 9 minus line 28) (1)

FOOD SERVICE FUND 510		M&O EXPENDITURES FUND 001	CAPITAL EXPENDITURES FUND 610
BUDGET	ACTUAL	ACTUAL	ACTUAL
10. 0	0	0	0
11. 0	0	0	0
12. 0	0	0	0
13. 900,589	0		
14. 0	0		
15. 14,734	40,000		
16. 0	0		
17. 94,342			
18. 1,535			
19. 488,445			
20. 209			
21. 0			
22. 12,299			
23. 34,040			
24. 4,942			
25. 2,000,000	1,551,133	40,000	0
26. 230,328			
27. 0			
28. 1,781,462			
29. 767,077			

E. Detail of Food Service Management Company Expenditures

Classified Salaries 590,202  
Employee Benefits 85,904  
Supplies and Materials (Nonfood) 7,561  
Food 118  
Management Fee 158,120  
Other 58,683  
Total (must equal total of amounts on line 13 above) 900,589

(1) Includes Food Service Fund revolving account cash balance of

\$0 at 7/1/17 or \$0 at 6/30/18, as applicable.

## Regular Schedule

Period	Time	Length
First Bell	7:30	5 minutes
1st	7:35 - 8:30	55 minutes
2nd	8:35 - 9:30	55 minutes
3rd	9:35 - 10:10	35 minutes
4th	10:15 - 11:10	55 minutes
Lunch	11:10 - 11:45	35 minutes
5th	11:50 - 12:45	55 minutes
6th	12:50 - 1:45	55 minutes
7th	1:50 - 2:45	55 minutes

## Early Release

Period	Time	Length
First Bell	7:30	5 minutes
1st	7:35 - 8:15	40 minutes
2nd	8:20 - 8:55	35 minutes
4th	9:00 - 9:35	35 minutes
5th	9:40 - 10:15	35 minutes
6th	10:20 - 10:55	35 minutes
7th	11:00 - 11:35	35 minutes
Lunch	11:35 - 12:05	30 minutes

## Delayed Start

Period	Time	Length
First Bell	9:25	5 minutes
1st	9:30 - 10:10	40 minutes
2nd	10:15 - 10:50	35 minutes
3rd	10:55 - 11:30	35 minutes
4th	11:35 - 12:10	35 minutes
Lunch	12:10 - 12:45	30 minutes

## Half Day

Period	Time	Length
First Bell	7:30	5 minutes
1st	7:35 - 8:05	30 minutes
2nd	8:10 - 8:40	30 minutes
4th	8:45 - 9:15	30 minutes
5th	9:20 - 9:50	30 minutes
6th	9:55 - 10:25	30 minutes



## School Hours:

### Monday, Tuesday, Thursday, Friday

8:57 a.m. Warning bell  
9:00 a.m. Instruction begins  
11:30a.m.-12:15p.m. Kindergarten/1<sup>st</sup> grade (Lunch & Recess)  
12:05p.m.-12:45p.m. 2<sup>nd</sup> / 3<sup>rd</sup> grade (Lunch & Recess)  
12:45p.m.-1:25p.m. 4<sup>th</sup> / 5<sup>th</sup> / 6<sup>th</sup> (Lunch & Recess)  
3:40p.m. Warning bell  
3:45p.m. Dismissal

### Wednesday, Early Release

8:57 a.m. Warning bell  
9:00 a.m. Instruction begins  
11:30a.m.-12:15p.m. Kindergarten/1<sup>st</sup> grade (Lunch & Recess)  
12:05p.m.-12:45p.m. 2<sup>nd</sup> / 3<sup>rd</sup> grade (Lunch & Recess)  
12:45p.m.-1:25p.m. 4<sup>th</sup> / 5<sup>th</sup> / 6<sup>th</sup> (Lunch & Recess)  
1:30p.m. Warning bell  
1:35p.m. Dismissal

### Late Start

10:57a.m. Warning bell  
11:00a.m. Instruction begins  
11:30a.m.-12:15p.m. Kindergarten/1<sup>st</sup> grade (Lunch & Recess)  
12:05p.m.-12:45p.m. 2<sup>nd</sup> / 3<sup>rd</sup> grade (Lunch & Recess)  
12:45p.m.-1:25p.m. 4<sup>th</sup> / 5<sup>th</sup> / 6<sup>th</sup> (Lunch & Recess)  
3:40p.m. Warning bell  
3:45p.m. Dismissal

### Half Days

8:57 a.m. Warning bell  
9:00 a.m. Instruction begins  
11:00a.m.-11:40a.m. Kindergarten/1<sup>st</sup> grade (Lunch & Recess)  
11:40a.m.-12:10p.m. 2<sup>nd</sup> / 3<sup>rd</sup> grade (Lunch & Recess)  
12:00p.m.-12:40p.m. 4<sup>th</sup> / 5<sup>th</sup> / 6<sup>th</sup> (Lunch & Recess)  
12:40p.m. Warning bell  
12:45p.m. Dismissal

## Snow Days/Late Starts/Emergency Early Releases:

In cases of inclement weather and other emergencies, any decisions will be made district-wide by the superintendent. Snow days, late starts, and emergency early releases will be announced on KNNB and other radio stations. In the case of a late start, school will begin two hours later, so 11:00a.m. instead of 9:00a.m. for elementary schools. Breakfast will not be served.

### 6<sup>th</sup> Grade Regular Schedule #10

First Bell 7:35

1	7:40-8:35	(55)
2	8:40-9:35	(55)
3	9:40-10:35	(55)
MTSS	10:40-11:15	(35)
L	11:15-11:50	(35)
4	11:55-12:50	(55)
5	12:55-1:50	(55)
6	1:55-2:50	(55)

### Early Release Schedule #4 (Friday)

First Bell 7:35

1	7:40-8:15	(35)
2	8:20-8:55	(35)
3	9:00-9:35	(35)
4	9:40-10:15	(35)
5	10:20-10:55	(35)
6	11:00-11:35	(35)
L 6 <sup>th</sup>	11:35-11:50	(15) R 7/8 11:35-11:50 (15)
R 6 <sup>th</sup>	11:50-12:05	(15) L 7/8 11:50-12:05 (15)

Teacher Professional Development from 1 p.m. to 3 p.m.

### Half Day Schedule #3 (When sending people home early)

First Bell 7:35

1	7:40-8:10	(30)
2	8:15-8:45	(30)
3	8:50-9:20	(30)
4	9:25-9:55	(30)
5	10:00-10:30	(30)
6	10:35-11:05	(30)
L 6 <sup>th</sup>	11:05-11:20	(15) R 7/8 11:05-11:20 (15)
R 6 <sup>th</sup>	11:20-11:35	(15) L 7/8 11:20-11:35 (15)

### 7<sup>th</sup> & 8<sup>th</sup> Regular Schedule #10

First Bell 7:35

1	7:40-8:35	(55)
2	8:40-9:35	(55)
3	9:40-10:35	(55)
4	10:40-11:35	(55)

MTSS 11:40-12:15 (35)

L 12:15-12:50 (35)

5 12:55-1:50 (55)

6 1:55-2:50 (55)

### Delayed Start Schedule #11

First Bell 9:35

1 9:40-10:25 (45)

2 10:30-11:10 (40)

3 11:15-11:55 (40)

L 6<sup>th</sup> 12:00-12:15 (15) R 7/8 12:00-12:15 (15)

R 6<sup>th</sup> 12:15-12:30 (15) L 7/8 12:15-12:30 (15)

4 12:35-1:15 (40)

5 1:20-2:00 (40)

6 2:05-2:50 (45)

Delayed Start Teachers report by 9:10 a.m.

L-Lunch

R-Recess

### Canyon Day Junior High School



Arizona Department of Education

Child Nutrition Program

NSLP

SFSP

ADE Home

## National School Lunch Program - NSLP

[Applications](#)[Claims](#)[CNP Overview](#)

You are logged in as Sandie Sedillo

## Claims

### NSLP Site Claim

[Help](#) | [Logoff](#)You are in [NSLP Home](#) > [NSLP Claims Index](#) > NSLP Site Claim

Enter the information into the form. For meal quantities that are unknown or none served, enter zero (0). Click **Save** to save your changes or click **Cancel** to disregard your changes since the last save. Be sure to enter only *whole numbers* (no decimals/cents).

### Whiteriver Elementary (09-02-20-101)

Sponsored by Whiteriver Unified District (09-02-20)  
2018 Program Year  
August  
Original Claim  
**Paid**

#### Regular Claim

##### Breakfast - Severe Need

Number of Days Served:	21
Free Meals Served:	6801
Reduced-Price Meals Served:	0
Paid Meals Served:	0
Total Meals Served:	6801
Participants Enrolled:	494

##### Lunch - High Rate

Number of Days Served:	21
Free Meals Served:	9554
Reduced-Price Meals Served:	0
Paid Meals Served:	0
Total Meals Served:	9554
Participants Enrolled:	494

##### Afternoon Snack - High Rate

Number of Days Served:	0
Free Meals Served:	0
Participants Enrolled:	0

#### Attendance Factor

Attendance Factor:	93.92 %
--------------------	---------

#### CEP Percentages

Breakfast CEP Percentage:	71.99 %
Lunch CEP Percentage:	71.99 %

Created by Sandie Sedillo on 9/11/2017 at 8:19:55 AM  
Modified by Sandie Sedillo on 9/11/2017 at 8:45:09 AM  
Submitted by Sandie Sedillo on 9/11/2017 at 6:43:30 PM

[Cancel](#)



NSLP

SFSP

ADE Home

**National School Lunch Program - NSLP**[Applications](#)[Claims](#)[CNP Overview](#)

You are logged in as Sandie Sedillo

## Claims

### NSLP Site Claim

[Help](#) | [Logoff](#)You are in [NSLP Home](#) > [NSLP Claims Index](#) > NSLP Site Claim

Enter the information into the form. For meal quantities that are unknown or none served, enter zero (0). Click **Save** to save your changes or click **Cancel** to disregard your changes since the last save. Be sure to enter only *whole numbers* (no decimals/cents).

#### **Cradleboard School** **(09-02-20-106)**

Sponsored by Whiteriver Unified District (09-02-20)  
2018 Program Year  
August  
Original Claim  
**Paid**

##### **Regular Claim**

##### **Breakfast - Severe Need**

Number of Days Served:	21
Free Meals Served:	4397
Reduced-Price Meals Served:	0
Paid Meals Served:	0
Total Meals Served:	4397
Participants Enrolled:	279

##### **Lunch - High Rate**

Number of Days Served:	21
Free Meals Served:	5411
Reduced-Price Meals Served:	0
Paid Meals Served:	0
Total Meals Served:	5411
Participants Enrolled:	279

##### **Afternoon Snack - High Rate**

Number of Days Served:	0
Free Meals Served:	0
Participants Enrolled:	0

##### **Attendance Factor**

Attendance Factor:	93.55 %
--------------------	---------

##### **CEP Percentages**

Breakfast CEP Percentage:	71.99 %
Lunch CEP Percentage:	71.99 %

Created by Sandie Sedillo on 9/11/2017 at 8:45:20 AM  
Modified by Sandie Sedillo on 9/11/2017 at 8:45:51 AM  
Submitted by Sandie Sedillo on 9/11/2017 at 6:43:33 PM

[Cancel](#)



Arizona Department of Education

Child Nutrition Program

NSLP

SFSP

ADE Home

## National School Lunch Program - NSLP

Applications

Claims

CNP Overview

You are logged in as Sandie Sedillo

## Claims

## NSLP Site Claim

Help | Logoff

You are in **NSLP Home** > **NSLP Claims Index** > NSLP Site Claim

Enter the information into the form. For meal quantities that are unknown or none served, enter zero (0). Click **Save** to save your changes or click **Cancel** to disregard your changes since the last save. Be sure to enter only *whole numbers* (no decimals/cents).

**Seven Mile School**  
**(09-02-20-107)**

Sponsored by Whiteriver Unified District (09-02-20)  
 2018 Program Year  
 August  
 Revision 1 Claim  
**Paid**

## Regular Claim

**Breakfast - Severe Need**

Number of Days Served:	21
Free Meals Served:	7657
Reduced-Price Meals Served:	0
Paid Meals Served:	0
Total Meals Served:	7657
Participants Enrolled:	522

**Lunch - High Rate**

Number of Days Served:	21
Free Meals Served:	10170
Reduced-Price Meals Served:	0
Paid Meals Served:	0
Total Meals Served:	10170
Participants Enrolled:	522

**Afternoon Snack - High Rate**

Number of Days Served:	0
Free Meals Served:	0
Participants Enrolled:	0

**Attendance Factor**

Attendance Factor:	92.91 %
--------------------	---------

**CEP Percentages**

Breakfast CEP Percentage:	71.99 %
Lunch CEP Percentage:	71.99 %

Created by Sandie Sedillo on 9/14/2017 at 1:24:17 PM  
 Modified by Sandie Sedillo on 9/14/2017 at 1:24:58 PM  
 Submitted by Sandie Sedillo on 9/14/2017 at 1:26:27 PM

Cancel



NSLP

SFSP

ADE Home

**National School Lunch Program - NSLP**[Applications](#) | [Claims](#) | [CNP Overview](#)

You are logged in as Sandie Sedillo

## Claims

### NSLP Site Claim

[Help](#) | [Logoff](#)You are in [NSLP Home](#) > [NSLP Claims Index](#) > NSLP Site Claim

Enter the information into the form. For meal quantities that are unknown or none served, enter zero (0). Click **Save** to save your changes or click **Cancel** to disregard your changes since the last save. Be sure to enter only *whole numbers* (no decimals/cents).

### Canyon Day Junior High School (09-02-20-103)

Sponsored by Whiteriver Unified District (09-02-20)  
2018 Program Year  
August  
Revision 1 Claim  
**Paid**

#### Regular Claim

**Breakfast - Severe Need**

Number of Days Served:	21
Free Meals Served:	6534
Reduced-Price Meals Served:	0
Paid Meals Served:	0
Total Meals Served:	6534
Participants Enrolled:	401

**Lunch - High Rate**

Number of Days Served:	21
Free Meals Served:	7668
Reduced-Price Meals Served:	0
Paid Meals Served:	0
Total Meals Served:	7668
Participants Enrolled:	401

**Attendance Factor**


Attendance Factor:	91.27 %
--------------------	---------

**CEP Percentages**

Breakfast CEP Percentage:	71.99 %
Lunch CEP Percentage:	71.99 %

Created by Sandie Sedillo on 9/14/2017 at 1:25:14 PM  
Modified by Sandie Sedillo on 9/14/2017 at 1:25:58 PM  
Submitted by Sandie Sedillo on 9/14/2017 at 1:26:26 PM

[Cancel](#)



NSLP

SFSP

ADE Home

**National School Lunch Program - NSLP**
[Applications](#) | [Claims](#) | [CNP Overview](#)

You are logged in as Sandie Sedillo

# Claims

## NSLP Site Claim

[Help](#) | [Logoff](#)You are in [NSLP Home](#) > [NSLP Claims Index](#) > NSLP Site Claim

Enter the information into the form. For meal quantities that are unknown or none served, enter zero (0). Click **Save** to save your changes or click **Cancel** to disregard your changes since the last save. Be sure to enter only *whole numbers* (no decimals/cents).

### Alchesay High School

(09-02-20-204)

Sponsored by Whiteriver Unified District (09-02-20)  
 2018 Program Year  
 August  
 Original Claim  
 Paid

**Regular Claim****Breakfast - Severe Need**

Number of Days Served:	21
Free Meals Served:	4720
Reduced-Price Meals Served:	0
Paid Meals Served:	0
Total Meals Served:	4720
Participants Enrolled:	535

**Lunch - High Rate**

Number of Days Served:	21
Free Meals Served:	6565
Reduced-Price Meals Served:	0
Paid Meals Served:	0
Total Meals Served:	6565
Participants Enrolled:	535

**Attendance Factor**

Attendance Factor:	82.58 %
--------------------	---------

**CEP Percentages**

Breakfast CEP Percentage:	71.99 %
Lunch CEP Percentage:	71.99 %

Created by Sandie Sedillo on 9/11/2017 at 2:37:33 PM  
 Modified by Sandie Sedillo on 9/11/2017 at 2:38:37 PM  
 Submitted by Sandie Sedillo on 9/11/2017 at 6:43:34 PM

[Cancel](#)



Arizona Department of Education  
Child Nutrition Program

NSLP

SFSP

ADE Home

## National School Lunch Program - NSLP

Applications

Claims

CNP Overview

You are logged in as Sandie Sedillo

# Claims

## NSLP Site Claim

[Help](#) | [Logoff](#)

You are in [NSLP Home](#) > [NSLP Claims Index](#) > NSLP Site Claim

Enter the information into the form. For meal quantities that are unknown or none served, enter zero (0). Click **Save** to save your changes or click **Cancel** to disregard your changes since the last save. Be sure to enter only *whole numbers* (no decimals/cents).

### Whiteriver Elementary (09-02-20-101)

Sponsored by Whiteriver Unified District (09-02-20)  
2018 Program Year  
September  
Original Claim  
**Paid**

#### Regular Claim

##### Breakfast - Severe Need

Number of Days Served:	19
Free Meals Served:	6055
Reduced-Price Meals Served:	0
Paid Meals Served:	0
Total Meals Served:	6055
Participants Enrolled:	499

##### Lunch - High Rate

Number of Days Served:	19
Free Meals Served:	8620
Reduced-Price Meals Served:	0
Paid Meals Served:	0
Total Meals Served:	8620
Participants Enrolled:	499

##### Afternoon Snack - High Rate

Number of Days Served:	6
Free Meals Served:	480
Participants Enrolled:	499

##### Attendance Factor

Attendance Factor:	93.92 %
--------------------	---------

##### CEP Percentages

Breakfast CEP Percentage:	71.99 %
Lunch CEP Percentage:	71.99 %

Created by Sandie Sedillo on 10/10/2017 at 7:57:12 AM  
Modified by Sandie Sedillo on 10/10/2017 at 7:59:50 AM  
Submitted by Sandie Sedillo on 10/10/2017 at 9:34:22 PM

[Cancel](#)





NSLP

SFSP

ADE Home

**National School Lunch Program - NSLP**[Applications](#)[Claims](#)[CNP Overview](#)

You are logged in as Sandie Sedillo

## Claims

### NSLP Site Claim

[Help](#) | [Logoff](#)You are in [NSLP Home](#) > [NSLP Claims Index](#) > NSLP Site Claim

Enter the information into the form. For meal quantities that are unknown or none served, enter zero (0). Click **Save** to save your changes or click **Cancel** to disregard your changes since the last save. Be sure to enter only *whole numbers* (no decimals/cents).

### Cradleboard School (09-02-20-106)

Sponsored by Whiteriver Unified District (09-02-20)  
2018 Program Year  
September  
Original Claim  
**Paid**

**Regular Claim****Breakfast - Severe Need**

Number of Days Served:	19
Free Meals Served:	4221
Reduced-Price Meals Served:	0
Paid Meals Served:	0
Total Meals Served:	4221
Participants Enrolled:	287

**Lunch - High Rate**

Number of Days Served:	19
Free Meals Served:	4975
Reduced-Price Meals Served:	0
Paid Meals Served:	0
Total Meals Served:	4975
Participants Enrolled:	287

**Afternoon Snack - High Rate**

Number of Days Served:	0
Free Meals Served:	0
Participants Enrolled:	0

**Attendance Factor**

Attendance Factor:	93.55 %
--------------------	---------

**CEP Percentages**

Breakfast CEP Percentage:	71.99 %
Lunch CEP Percentage:	71.99 %

Created by Sandie Sedillo on 10/10/2017 at 8:00:58 AM  
Modified by Sandie Sedillo on 10/10/2017 at 8:04:28 AM  
Submitted by Sandie Sedillo on 10/10/2017 at 9:34:26 PM

[Cancel](#)



NSLP

SFSP

ADE Home

## National School Lunch Program - NSLP

[Applications](#) | [Claims](#) | [CNP Overview](#)

You are logged in as Sandie Sedillo

## Claims

## NSLP Site Claim

[Help](#) | [Logoff](#)
You are in [NSLP Home](#) > [NSLP Claims Index](#) > NSLP Site Claim

Enter the information into the form. For meal quantities that are unknown or none served, enter zero (0). Click **Save** to save your changes or click **Cancel** to disregard your changes since the last save. Be sure to enter only *whole numbers* (no decimals/cents).

**Seven Mile School**  
**(09-02-20-107)**

Sponsored by Whiteriver Unified District (09-02-20)  
 2018 Program Year  
 September  
 Original Claim  
**Paid**

## Regular Claim

**Breakfast - Severe Need**

Number of Days Served:	19
Free Meals Served:	6832
Reduced-Price Meals Served:	0
Paid Meals Served:	0
Total Meals Served:	6832
Participants Enrolled:	518

**Lunch - High Rate**

Number of Days Served:	19
Free Meals Served:	9115
Reduced-Price Meals Served:	0
Paid Meals Served:	0
Total Meals Served:	9115
Participants Enrolled:	518

**Afternoon Snack - High Rate**

Number of Days Served:	0
Free Meals Served:	0
Participants Enrolled:	0

**Attendance Factor**


Attendance Factor:	92.66 %
--------------------	---------

**CEP Percentages**

Breakfast CEP Percentage:	71.99 %
Lunch CEP Percentage:	71.99 %

Created by Sandie Sedillo on 10/10/2017 at 9:27:57 PM  
 Modified by Sandie Sedillo on 10/10/2017 at 9:31:20 PM  
 Submitted by Sandie Sedillo on 10/10/2017 at 9:34:29 PM

[Cancel](#)



NSLP

SFSP

ADE Home

**National School Lunch Program - NSLP**[Applications](#)[Claims](#)[CNP Overview](#)

You are logged in as Sandie Sedillo

## Claims

### NSLP Site Claim

[Help](#) | [Logoff](#)You are in [NSLP Home](#) > [NSLP Claims Index](#) > NSLP Site Claim

Enter the information into the form. For meal quantities that are unknown or none served, enter zero (0). Click **Save** to save your changes or click **Cancel** to disregard your changes since the last save. Be sure to enter only *whole numbers* (no decimals/cents).

### Canyon Day Junior High School (09-02-20-103)

Sponsored by Whiteriver Unified District (09-02-20)  
2018 Program Year  
September  
Original Claim  
**Paid**

#### Regular Claim

**Breakfast - Severe Need**

Number of Days Served:	19
Free Meals Served:	5832
Reduced-Price Meals Served:	0
Paid Meals Served:	0
Total Meals Served:	5832
Participants Enrolled:	405

**Lunch - High Rate**

Number of Days Served:	19
Free Meals Served:	6768
Reduced-Price Meals Served:	0
Paid Meals Served:	0
Total Meals Served:	6768
Participants Enrolled:	405

**Attendance Factor**

Attendance Factor:	90.98 %
--------------------	---------

**CEP Percentages**

Breakfast CEP Percentage:	71.99 %
Lunch CEP Percentage:	71.99 %

Created by Sandie Sedillo on 10/10/2017 at 8:30:39 AM  
Modified by Sandie Sedillo on 10/10/2017 at 8:32:19 AM  
Submitted by Sandie Sedillo on 10/10/2017 at 9:34:24 PM

[Cancel](#)



Arizona Department of Education

Child Nutrition Program

NSLP

SFSP

ADE Home

## National School Lunch Program - NSLP

[Applications](#)[Claims](#)[CNP Overview](#)

You are logged in as Sandie Sedillo

## Claims

### NSLP Site Claim

[Help](#) | [Logoff](#)You are in [NSLP Home](#) > [NSLP Claims Index](#) > NSLP Site Claim

Enter the information into the form. For meal quantities that are unknown or none served, enter zero (0). Click **Save** to save your changes or click **Cancel** to disregard your changes since the last save. Be sure to enter only *whole numbers* (no decimals/cents).

#### Alchesay High School (09-02-20-204)

Sponsored by Whiteriver Unified District (09-02-20)  
2018 Program Year  
September  
Original Claim  
**Paid**

#### Regular Claim

##### Breakfast - Severe Need

Number of Days Served:	19
Free Meals Served:	4503
Reduced-Price Meals Served:	0
Paid Meals Served:	0
Total Meals Served:	4503
Participants Enrolled:	523

##### Lunch - High Rate

Number of Days Served:	19
Free Meals Served:	6063
Reduced-Price Meals Served:	0
Paid Meals Served:	0
Total Meals Served:	6063
Participants Enrolled:	523

##### Attendance Factor

Attendance Factor:	82.58 %
--------------------	---------

##### CEP Percentages

Breakfast CEP Percentage:	71.99 %
Lunch CEP Percentage:	71.99 %

Created by Sandie Sedillo on 10/10/2017 at 8:33:04 AM  
Modified by Sandie Sedillo on 10/10/2017 at 8:34:25 AM  
Submitted by Sandie Sedillo on 10/10/2017 at 9:34:27 PM

[Cancel](#)

Arizona Department of Education  
Child Nutrition Program

NSLP

SFSP

ADE Home

## National School Lunch Program - NSLP

Applications

Claims

CNP Overview

You are logged in as Sandie Sedillo

## Claims

## NSLP Site Claim

Help | Logoff

You are in [NSLP Home](#) > [NSLP Claims Index](#) > NSLP Site Claim

Enter the information into the form. For meal quantities that are unknown or none served, enter zero (0). Click **Save** to save your changes or click **Cancel** to disregard your changes since the last save. Be sure to enter only *whole numbers* (no decimals/cents).

**Whiteriver Elementary**  
**(09-02-20-101)**

Sponsored by Whiteriver Unified District (09-02-20)  
2018 Program Year  
October  
Original Claim  
**Paid**

## Regular Claim

**Breakfast - Severe Need**

Number of Days Served:	17
Free Meals Served:	5156
Reduced-Price Meals Served:	0
Paid Meals Served:	0
Total Meals Served:	5156
Participants Enrolled:	502

**Lunch - High Rate**

Number of Days Served:	17
Free Meals Served:	7810
Reduced-Price Meals Served:	0
Paid Meals Served:	0
Total Meals Served:	7810
Participants Enrolled:	502

**Afternoon Snack - High Rate**

Number of Days Served:	9
Free Meals Served:	700
Participants Enrolled:	502

**Attendance Factor**

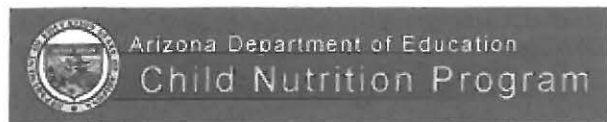
Attendance Factor:	93.92 %
--------------------	---------

**CEP Percentages**

Breakfast CEP Percentage:	71.99 %
Lunch CEP Percentage:	71.99 %

Created by Sandie Sedillo on 11/9/2017 at 8:09:16 PM  
Modified by Sandie Sedillo on 11/9/2017 at 8:10:20 PM  
Submitted by Sandie Sedillo on 11/9/2017 at 8:22:02 PM

Cancel



NSLP

SFSP

ADE Home

**National School Lunch Program - NSLP**
[Applications](#) | [Claims](#) | [CNP Overview](#)

You are logged in as Sandie Sedillo

## Claims

### NSLP Site Claim

[Help](#) | [Logoff](#)You are in [NSLP Home](#) > [NSLP Claims Index](#) > NSLP Site Claim

Enter the information into the form. For meal quantities that are unknown or none served, enter zero (0). Click **Save** to save your changes or click **Cancel** to disregard your changes since the last save. Be sure to enter only *whole numbers* (no decimals/cents).

### Cradleboard School (09-02-20-106)

Sponsored by Whiteriver Unified District (09-02-20)  
2018 Program Year  
October  
Original Claim  
**Paid**

**Regular Claim****Breakfast - Severe Need**

Number of Days Served:	17
Free Meals Served:	3724
Reduced-Price Meals Served:	0
Paid Meals Served:	0
Total Meals Served:	3724
Participants Enrolled:	293

**Lunch - High Rate**

Number of Days Served:	17
Free Meals Served:	4532
Reduced-Price Meals Served:	0
Paid Meals Served:	0
Total Meals Served:	4532
Participants Enrolled:	293

**Afternoon Snack - High Rate**

Number of Days Served:	0
Free Meals Served:	0
Participants Enrolled:	0

**Attendance Factor**

Attendance Factor:	93.55 %
--------------------	---------

**CEP Percentages**

Breakfast CEP Percentage:	71.99 %
Lunch CEP Percentage:	71.99 %

Created by Sandie Sedillo on 11/9/2017 at 8:10:35 PM  
Modified by Sandie Sedillo on 11/9/2017 at 8:11:22 PM  
Submitted by Sandie Sedillo on 11/9/2017 at 8:22:04 PM

[Cancel](#)



NSLP

SFSP

ADE Home

**National School Lunch Program - NSLP**
[Applications](#) | [Claims](#) | [CNP Overview](#)

You are logged in as Sandie Sedillo

# Claims

## NSLP Site Claim

[Help](#) | [Logoff](#)You are in [NSLP Home](#) > [NSLP Claims Index](#) > NSLP Site Claim

Enter the information into the form. For meal quantities that are unknown or none served, enter zero (0). Click **Save** to save your changes or click **Cancel** to disregard your changes since the last save. Be sure to enter only *whole numbers* (no decimals/cents).

### Seven Mile School (09-02-20-107)

Sponsored by Whiteriver Unified District (09-02-20)  
2018 Program Year  
October  
Original Claim  
**Paid**

**Regular Claim****Breakfast - Severe Need**

Number of Days Served:	17
Free Meals Served:	5386
Reduced-Price Meals Served:	0
Paid Meals Served:	0
Total Meals Served:	5386
Participants Enrolled:	518

**Lunch - High Rate**

Number of Days Served:	17
Free Meals Served:	8088
Reduced-Price Meals Served:	0
Paid Meals Served:	0
Total Meals Served:	8088
Participants Enrolled:	518

**Afternoon Snack - High Rate**

Number of Days Served:	0
Free Meals Served:	0
Participants Enrolled:	0

**Attendance Factor**


Attendance Factor:	92.66 %
--------------------	---------

**CEP Percentages**

Breakfast CEP Percentage:	71.99 %
Lunch CEP Percentage:	71.99 %

Created by Sandie Sedillo on 11/9/2017 at 8:12:22 PM  
Modified by Sandie Sedillo on 11/9/2017 at 8:12:57 PM  
Submitted by Sandie Sedillo on 11/9/2017 at 8:22:07 PM

[Cancel](#)



NSLP

SFSP

ADE Home

**National School Lunch Program - NSLP**[Applications](#)[Claims](#)[CNP Overview](#)

You are logged in as Sandie Sedillo

## Claims

### NSLP Site Claim

[Help](#) | [Logoff](#)You are in [NSLP Home](#) > [NSLP Claims Index](#) > NSLP Site Claim

Enter the information into the form. For meal quantities that are unknown or none served, enter zero (0). Click **Save** to save your changes or click **Cancel** to disregard your changes since the last save. Be sure to enter only *whole numbers* (no decimals/cents).

### Canyon Day Junior High School (09-02-20-103)

Sponsored by Whiteriver Unified District (09-02-20)  
2018 Program Year  
October  
Original Claim  
**Paid**

#### Regular Claim

<b>Breakfast - Severe Need</b>	
Number of Days Served:	17
Free Meals Served:	4945
Reduced-Price Meals Served:	0
Paid Meals Served:	0
Total Meals Served:	4945
Participants Enrolled:	404
<b>Lunch - High Rate</b>	
Number of Days Served:	17
Free Meals Served:	5903
Reduced-Price Meals Served:	0
Paid Meals Served:	0
Total Meals Served:	5903
Participants Enrolled:	404
<b>Attendance Factor</b>	
Attendance Factor:	91.27 %
<b>CEP Percentages</b>	
Breakfast CEP Percentage:	71.99 %
Lunch CEP Percentage:	71.99 %

Created by Sandie Sedillo on 11/9/2017 at 8:13:18 PM  
Modified by Sandie Sedillo on 11/9/2017 at 8:14:10 PM  
Submitted by Sandie Sedillo on 11/9/2017 at 8:22:03 PM

[Cancel](#)





Arizona Department of Education  
Child Nutrition Program

NSLP

SFSP

ADE Home

## National School Lunch Program - NSLP

Applications

Claims

CNP Overview

You are logged in as Sandie Sedillo

### Claims

#### NSLP Site Claim

[Help](#) | [Logoff](#)

You are in [NSLP Home](#) > [NSLP Claims Index](#) > NSLP Site Claim

Enter the information into the form. For meal quantities that are unknown or none served, enter zero (0). Click **Save** to save your changes or click **Cancel** to disregard your changes since the last save. Be sure to enter only *whole numbers* (no decimals/cents).

#### Alchesay High School (09-02-20-204)

Sponsored by Whiteriver Unified District (09-02-20)  
2018 Program Year  
October  
Original Claim  
**Paid**

#### Regular Claim

<b>Breakfast - Severe Need</b>	
Number of Days Served:	17
Free Meals Served:	3925
Reduced-Price Meals Served:	0
Paid Meals Served:	0
Total Meals Served:	3925
Participants Enrolled:	532
<b>Lunch - High Rate</b>	
Number of Days Served:	17
Free Meals Served:	5180
Reduced-Price Meals Served:	0
Paid Meals Served:	0
Total Meals Served:	5180
Participants Enrolled:	532
<b>Attendance Factor</b>	
Attendance Factor:	82.58 %
<b>CEP Percentages</b>	
Breakfast CEP Percentage:	71.99 %
Lunch CEP Percentage:	71.99 %

Created by Sandie Sedillo on 11/9/2017 at 8:16:22 PM  
Modified by Sandie Sedillo on 11/9/2017 at 8:21:23 PM  
Submitted by Sandie Sedillo on 11/9/2017 at 8:22:06 PM

Arizona Department of Education  
Child Nutrition Program

NSLP

SFSP

ADE Home

## National School Lunch Program - NSLP

[Applications](#)[Claims](#)[CNP Overview](#)

You are logged in as Sandie Sedillo

## Claims

## NSLP Site Claim

[Help](#) | [Logoff](#)You are in [NSLP Home](#) > [NSLP Claims Index](#) > NSLP Site Claim

Enter the information into the form. For meal quantities that are unknown or none served, enter zero (0). Click **Save** to save your changes or click **Cancel** to disregard your changes since the last save. Be sure to enter only *whole numbers* (no decimals/cents).

**Whiteriver Elementary**  
**(09-02-20-101)**Sponsored by Whiteriver Unified District (09-02-20)  
2018 Program Year  
November  
Original Claim  
**Paid****Regular Claim****Breakfast - Severe Need**

Number of Days Served:	18
Free Meals Served:	5227
Reduced-Price Meals Served:	0
Paid Meals Served:	0
Total Meals Served:	5227
Participants Enrolled:	505

**Lunch - High Rate**

Number of Days Served:	18
Free Meals Served:	8233
Reduced-Price Meals Served:	0
Paid Meals Served:	0
Total Meals Served:	8233
Participants Enrolled:	505

**Afternoon Snack - High Rate**

Number of Days Served:	10
Free Meals Served:	657
Participants Enrolled:	505

**Attendance Factor**

Attendance Factor:	93.92 %
--------------------	---------

**CEP Percentages**

Breakfast CEP Percentage:	71.99 %
Lunch CEP Percentage:	71.99 %

Created by Sandie Sedillo on 12/10/2017 at 10:50:41 PM  
Modified by Sandie Sedillo on 12/10/2017 at 10:52:03 PM  
Submitted by Sandie Sedillo on 12/10/2017 at 11:00:41 PM

[Cancel](#)

Arizona Department of Education  
Child Nutrition Program

NSLP

SFSP

ADE Home

## National School Lunch Program - NSLP

[Applications](#) | [Claims](#) | [CNP Overview](#)

You are logged in as Sandie Sedillo

## Claims

## NSLP Site Claim

[Help](#) | [Logoff](#)You are in [NSLP Home](#) > [NSLP Claims Index](#) > NSLP Site Claim

Enter the information into the form. For meal quantities that are unknown or none served, enter zero (0). Click **Save** to save your changes or click **Cancel** to disregard your changes since the last save. Be sure to enter only *whole numbers* (no decimals/cents).

**Cradleboard School**  
**(09-02-20-106)**Sponsored by Whiteriver Unified District (09-02-20)  
2018 Program Year  
November  
Revision 1 Claim  
**Paid**

## Regular Claim

**Breakfast - Severe Need**

Number of Days Served:	18
Free Meals Served:	4055
Reduced-Price Meals Served:	0
Paid Meals Served:	0
Total Meals Served:	4055
Participants Enrolled:	294

**Lunch - High Rate**

Number of Days Served:	18
Free Meals Served:	4952
Reduced-Price Meals Served:	0
Paid Meals Served:	0
Total Meals Served:	4952
Participants Enrolled:	294

**Afternoon Snack - High Rate**

Number of Days Served:	10
Free Meals Served:	495
Participants Enrolled:	294

**Attendance Factor**

Attendance Factor:	93.87 %
--------------------	---------

**CEP Percentages**

Breakfast CEP Percentage:	71.99 %
Lunch CEP Percentage:	71.99 %

Created by Sandie Sedillo on 12/13/2017 at 1:09:54 PM  
Modified by Sandie Sedillo on 12/13/2017 at 1:10:35 PM  
Submitted by Sandie Sedillo on 12/13/2017 at 1:31:56 PM

[Cancel](#)



NSLP

SFSP

ADE Home

**National School Lunch Program - NSLP**[Applications](#)[Claims](#)[CNP Overview](#)

You are logged in as Sandie Sedillo

## Claims

### NSLP Site Claim

[Help](#) | [Logoff](#)You are in [NSLP Home](#) > [NSLP Claims Index](#) > NSLP Site Claim

Enter the information into the form. For meal quantities that are unknown or none served, enter zero (0). Click **Save** to save your changes or click **Cancel** to disregard your changes since the last save. Be sure to enter only *whole numbers* (no decimals/cents).

#### Seven Mile School (09-02-20-107)

Sponsored by Whiteriver Unified District (09-02-20)  
2018 Program Year  
November  
Original Claim  
**Paid**

#### Regular Claim

<b>Breakfast - Severe Need</b>	
Number of Days Served:	18
Free Meals Served:	5362
Reduced-Price Meals Served:	0
Paid Meals Served:	0
Total Meals Served:	5362
Participants Enrolled:	520
<b>Lunch - High Rate</b>	
Number of Days Served:	18
Free Meals Served:	8491
Reduced-Price Meals Served:	0
Paid Meals Served:	0
Total Meals Served:	8491
Participants Enrolled:	520
<b>Afternoon Snack - High Rate</b>	
Number of Days Served:	10
Free Meals Served:	378
Participants Enrolled:	520
<b>Attendance Factor</b>	
Attendance Factor:	92.66 %
<b>CEP Percentages</b>	
Breakfast CEP Percentage:	71.99 %
Lunch CEP Percentage:	71.99 %

Created by Sandie Sedillo on 12/10/2017 at 10:54:27 PM  
Modified by Sandie Sedillo on 12/10/2017 at 10:55:49 PM  
Submitted by Sandie Sedillo on 12/10/2017 at 11:00:47 PM

[Cancel](#)



NSLP

SFSP

ADE Home

**National School Lunch Program - NSLP**[Applications](#) | [Claims](#) | [CNP Overview](#)

You are logged in as Sandie Sedillo

## Claims

### NSLP Site Claim

[Help](#) | [Logoff](#)You are in [NSLP Home](#) > [NSLP Claims Index](#) > NSLP Site Claim

Enter the information into the form. For meal quantities that are unknown or none served, enter zero (0). Click **Save** to save your changes or click **Cancel** to disregard your changes since the last save. Be sure to enter only *whole numbers* (no decimals/cents).

#### Canyon Day Junior High School (09-02-20-103)

Sponsored by Whiteriver Unified District (09-02-20)  
2018 Program Year  
November  
Original Claim  
**Paid**

##### Regular Claim

**Breakfast - Severe Need**

Number of Days Served:	18
Free Meals Served:	5029
Reduced-Price Meals Served:	0
Paid Meals Served:	0
Total Meals Served:	5029
Participants Enrolled:	400

**Lunch - High Rate**

Number of Days Served:	18
Free Meals Served:	6276
Reduced-Price Meals Served:	0
Paid Meals Served:	0
Total Meals Served:	6276
Participants Enrolled:	400

**Attendance Factor**

Attendance Factor:	91.27 %
--------------------	---------

**CEP Percentages**

Breakfast CEP Percentage:	71.99 %
Lunch CEP Percentage:	71.99 %

Created by Sandie Sedillo on 12/10/2017 at 10:56:29 PM  
Modified by Sandie Sedillo on 12/10/2017 at 10:57:32 PM  
Submitted by Sandie Sedillo on 12/10/2017 at 11:00:43 PM

[Cancel](#)



NSLP

SFSP

ADE Home

**National School Lunch Program - NSLP**[Applications](#) | [Claims](#) | [CNP Overview](#)

You are logged in as Sandie Sedillo

## Claims

### NSLP Site Claim

[Help](#) | [Logoff](#)You are in [NSLP Home](#) > [NSLP Claims Index](#) > NSLP Site Claim

Enter the information into the form. For meal quantities that are unknown or none served, enter zero (0). Click **Save** to save your changes or click **Cancel** to disregard your changes since the last save. Be sure to enter only *whole numbers* (no decimals/cents).

#### Alchesay High School (09-02-20-204)

Sponsored by Whiteriver Unified District (09-02-20)  
2018 Program Year  
November  
Original Claim  
**Paid**

#### Regular Claim

<b>Breakfast - Severe Need</b>	
Number of Days Served:	18
Free Meals Served:	4004
Reduced-Price Meals Served:	0
Paid Meals Served:	0
Total Meals Served:	4004
Participants Enrolled:	538
<b>Lunch - High Rate</b>	
Number of Days Served:	18
Free Meals Served:	5257
Reduced-Price Meals Served:	0
Paid Meals Served:	0
Total Meals Served:	5257
Participants Enrolled:	538
<b>Attendance Factor</b>	
Attendance Factor:	82.58 %
<b>CEP Percentages</b>	
Breakfast CEP Percentage:	71.99 %
Lunch CEP Percentage:	71.99 %

Created by Sandie Sedillo on 12/10/2017 at 10:58:00 PM  
Modified by Sandie Sedillo on 12/10/2017 at 10:58:43 PM  
Submitted by Sandie Sedillo on 12/10/2017 at 11:00:46 PM

[Cancel](#)



Arizona Department of Education

Child Nutrition Program

NSLP

SFSP

ADE Home

## National School Lunch Program - NSLP

[Applications](#)[Claims](#)[CNP Overview](#)

You are logged in as Sandie Sedillo

## Claims

### NSLP Site Claim

[Help](#) | [Logoff](#)You are in [NSLP Home](#) > [NSLP Claims Index](#) > NSLP Site Claim

Enter the information into the form. For meal quantities that are unknown or none served, enter zero (0). Click **Save** to save your changes or click **Cancel** to disregard your changes since the last save. Be sure to enter only *whole numbers* (no decimals/cents).

#### Whiteriver Elementary (09-02-20-101)

Sponsored by Whiteriver Unified District (09-02-20)  
2018 Program Year  
December  
Original Claim  
**Paid**

##### Regular Claim

###### Breakfast - Severe Need

Number of Days Served:	16
Free Meals Served:	4633
Reduced-Price Meals Served:	0
Paid Meals Served:	0
Total Meals Served:	4633
Participants Enrolled:	505

###### Lunch - High Rate

Number of Days Served:	16
Free Meals Served:	7493
Reduced-Price Meals Served:	0
Paid Meals Served:	0
Total Meals Served:	7493
Participants Enrolled:	505

###### Afternoon Snack - High Rate

Number of Days Served:	0
Free Meals Served:	0
Participants Enrolled:	0

##### Attendance Factor

Attendance Factor:	93.92 %
--------------------	---------

##### CEP Percentages

Breakfast CEP Percentage:	71.99 %
Lunch CEP Percentage:	71.99 %

Created by Sandie Sedillo on 1/10/2018 at 4:31:59 PM  
Modified by Sandie Sedillo on 1/10/2018 at 4:35:10 PM  
Submitted by Sandie Sedillo on 1/10/2018 at 5:37:28 PM

[Cancel](#)



NSLP

SFSP

ADE Home

**National School Lunch Program - NSLP**[Applications](#)[Claims](#)[CNP Overview](#)

You are logged in as Sandie Sedillo

## Claims

### NSLP Site Claim

[Help](#) | [Logoff](#)You are in [NSLP Home](#) > [NSLP Claims Index](#) > NSLP Site Claim

Enter the information into the form. For meal quantities that are unknown or none served, enter zero (0). Click **Save** to save your changes or click **Cancel** to disregard your changes since the last save. Be sure to enter only *whole numbers* (no decimals/cents).

#### **Cradleboard School** **(09-02-20-106)**

Sponsored by Whiteriver Unified District (09-02-20)  
2018 Program Year  
December  
Original Claim  
**Paid**

#### **Regular Claim**

##### **Breakfast - Severe Need**

Number of Days Served:	16
Free Meals Served:	3427
Reduced-Price Meals Served:	0
Paid Meals Served:	0
Total Meals Served:	3427
Participants Enrolled:	296

##### **Lunch - High Rate**

Number of Days Served:	16
Free Meals Served:	4357
Reduced-Price Meals Served:	0
Paid Meals Served:	0
Total Meals Served:	4357
Participants Enrolled:	296

##### **Afternoon Snack - High Rate**

Number of Days Served:	9
Free Meals Served:	486
Participants Enrolled:	296

##### **Attendance Factor**

Attendance Factor:	93.87 %
--------------------	---------

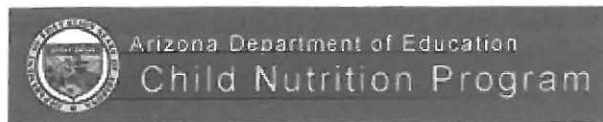
##### **CEP Percentages**

Breakfast CEP Percentage:	71.99 %
Lunch CEP Percentage:	71.99 %

Created by Sandie Sedillo on 1/10/2018 at 4:35:38 PM  
Modified by Sandie Sedillo on 1/10/2018 at 4:36:28 PM  
Submitted by Sandie Sedillo on 1/10/2018 at 5:37:31 PM

[Cancel](#)





NSLP

SFSP

ADE Home

**National School Lunch Program - NSLP**[Applications](#)[Claims](#)[CNP Overview](#)

You are logged in as Sandie Sedillo

## Claims

### NSLP Site Claim

[Help](#) | [Logoff](#)You are in [NSLP Home](#) > [NSLP Claims Index](#) > NSLP Site Claim

Enter the information into the form. For meal quantities that are unknown or none served, enter zero (0). Click **Save** to save your changes or click **Cancel** to disregard your changes since the last save. Be sure to enter only *whole numbers* (no decimals/cents).

#### Seven Mile School (09-02-20-107)

Sponsored by Whiteriver Unified District (09-02-20)  
2018 Program Year  
December  
Original Claim  
**Paid**

##### Regular Claim

<b>Breakfast - Severe Need</b>	
Number of Days Served:	16
Free Meals Served:	4629
Reduced-Price Meals Served:	0
Paid Meals Served:	0
Total Meals Served:	4629
Participants Enrolled:	516
<b>Lunch - High Rate</b>	
Number of Days Served:	16
Free Meals Served:	7486
Reduced-Price Meals Served:	0
Paid Meals Served:	0
Total Meals Served:	7486
Participants Enrolled:	516
<b>Afternoon Snack - High Rate</b>	
Number of Days Served:	12
Free Meals Served:	351
Participants Enrolled:	516
<b>Attendance Factor</b>	
Attendance Factor:	92.66 %
<b>CEP Percentages</b>	
Breakfast CEP Percentage:	71.99 %
Lunch CEP Percentage:	71.99 %

Created by Sandie Sedillo on 1/10/2018 at 4:36:55 PM  
Modified by Sandie Sedillo on 1/10/2018 at 5:34:09 PM  
Submitted by Sandie Sedillo on 1/10/2018 at 5:37:35 PM

[Cancel](#)



NSLP

SFSP

ADE Home

**National School Lunch Program - NSLP**[Applications](#)[Claims](#)[CNP Overview](#)

You are logged in as Sandie Sedillo

## Claims

### NSLP Site Claim

[? Help](#) | [Logoff](#)You are in [NSLP Home](#) > [NSLP Claims Index](#) > NSLP Site Claim

Enter the information into the form. For meal quantities that are unknown or none served, enter zero (0). Click **Save** to save your changes or click **Cancel** to disregard your changes since the last save. Be sure to enter only *whole numbers* (no decimals/cents).

### Canyon Day Junior High School (09-02-20-103)

Sponsored by Whiteriver Unified District (09-02-20)  
2018 Program Year  
December  
Original Claim  
**Paid**

#### Regular Claim

**Breakfast - Severe Need**

Number of Days Served:	16
Free Meals Served:	4206
Reduced-Price Meals Served:	0
Paid Meals Served:	0
Total Meals Served:	4206
Participants Enrolled:	403

**Lunch - High Rate**

Number of Days Served:	16
Free Meals Served:	5242
Reduced-Price Meals Served:	0
Paid Meals Served:	0
Total Meals Served:	5242
Participants Enrolled:	403

**Attendance Factor**

Attendance Factor:	91.27 %
--------------------	---------

**CEP Percentages**

Breakfast CEP Percentage:	71.99 %
Lunch CEP Percentage:	71.99 %

Created by Sandie Sedillo on 1/10/2018 at 5:34:34 PM  
Modified by Sandie Sedillo on 1/10/2018 at 5:35:46 PM  
Submitted by Sandie Sedillo on 1/10/2018 at 5:37:30 PM

[Cancel](#)



NSLP

SFSP

ADE Home

**National School Lunch Program - NSLP**[Applications](#)[Claims](#)[CNP Overview](#)

You are logged in as Sandie Sedillo

## Claims

### NSLP Site Claim

[? Help](#) | [Logoff](#)You are in [NSLP Home](#) > [NSLP Claims Index](#) > NSLP Site Claim

Enter the information into the form. For meal quantities that are unknown or none served, enter zero (0). Click **Save** to save your changes or click **Cancel** to disregard your changes since the last save. Be sure to enter only *whole numbers* (no decimals/cents).

#### Alchesay High School (09-02-20-204)

Sponsored by Whiteriver Unified District (09-02-20)  
2018 Program Year  
December  
Original Claim  
**Paid**

##### Regular Claim

###### Breakfast - Severe Need

Number of Days Served:	16
Free Meals Served:	3440
Reduced-Price Meals Served:	0
Paid Meals Served:	0
Total Meals Served:	3440
Participants Enrolled:	529

###### Lunch - High Rate

Number of Days Served:	16
Free Meals Served:	4727
Reduced-Price Meals Served:	0
Paid Meals Served:	0
Total Meals Served:	4727
Participants Enrolled:	529

###### Attendance Factor

Attendance Factor:	82.58 %
--------------------	---------

###### CEP Percentages

Breakfast CEP Percentage:	71.99 %
Lunch CEP Percentage:	71.99 %

Created by Sandie Sedillo on 1/10/2018 at 5:36:00 PM  
Modified by Sandie Sedillo on 1/10/2018 at 5:36:36 PM  
Submitted by Sandie Sedillo on 1/10/2018 at 5:37:33 PM

[Cancel](#)



NSLP

SFSP

ADE Home

**National School Lunch Program - NSLP**[Applications](#)[Claims](#)[CNP Overview](#)

You are logged in as Sandie Sedillo

## Claims

### NSLP Site Claim

[Help](#) | [Logoff](#)You are in [NSLP Home](#) > [NSLP Claims Index](#) > NSLP Site Claim

Enter the information into the form. For meal quantities that are unknown or none served, enter zero (0). Click **Save** to save your changes or click **Cancel** to disregard your changes since the last save. Be sure to enter only *whole numbers* (no decimals/cents).

### Whiteriver Elementary (09-02-20-101)

Sponsored by Whiteriver Unified District (09-02-20)  
2018 Program Year  
January  
Original Claim  
**Paid**

**Regular Claim**

<b>Breakfast - Severe Need</b>	
Number of Days Served:	17
Free Meals Served:	4983
Reduced-Price Meals Served:	0
Paid Meals Served:	0
Total Meals Served:	4983
Participants Enrolled:	505
<b>Lunch - High Rate</b>	
Number of Days Served:	17
Free Meals Served:	7835
Reduced-Price Meals Served:	0
Paid Meals Served:	0
Total Meals Served:	7835
Participants Enrolled:	505
<b>Afternoon Snack - High Rate</b>	
Number of Days Served:	3
Free Meals Served:	135
Participants Enrolled:	505
<b>Attendance Factor</b>	
Attendance Factor:	93.92 %
<b>CEP Percentages</b>	
Breakfast CEP Percentage:	71.99 %
Lunch CEP Percentage:	71.99 %

Created by Sandie Sedillo on 2/6/2018 at 2:57:27 PM  
Modified by Sandie Sedillo on 2/6/2018 at 2:59:10 PM  
Submitted by Sandie Sedillo on 2/8/2018 at 10:13:29 AM

[Cancel](#)



NSLP

SFSP

ADE Home

## National School Lunch Program - NSLP

Applications

Claims

CNP Overview

You are logged in as Sandie Sedillo

## Claims

## NSLP Site Claim

Help | Logoff

You are in **NSLP Home** > **NSLP Claims Index** > NSLP Site Claim

Enter the information into the form. For meal quantities that are unknown or none served, enter zero (0). Click **Save** to save your changes or click **Cancel** to disregard your changes since the last save. Be sure to enter only *whole numbers* (no decimals/cents).

**Cradleboard School**  
**(09-02-20-106)**

Sponsored by Whiteriver Unified District (09-02-20)  
 2018 Program Year  
 January  
 Original Claim  
**Paid**

## Regular Claim

**Breakfast - Severe Need**

Number of Days Served:	17
Free Meals Served:	3737
Reduced-Price Meals Served:	0
Paid Meals Served:	0
Total Meals Served:	3737
Participants Enrolled:	297

**Lunch - High Rate**

Number of Days Served:	17
Free Meals Served:	4755
Reduced-Price Meals Served:	0
Paid Meals Served:	0
Total Meals Served:	4755
Participants Enrolled:	297

**Afternoon Snack - High Rate**

Number of Days Served:	5
Free Meals Served:	250
Participants Enrolled:	297

**Attendance Factor**

Attendance Factor:	94.27 %
--------------------	---------

**CEP Percentages**

Breakfast CEP Percentage:	71.99 %
Lunch CEP Percentage:	71.99 %

Created by Sandie Sedillo on 2/8/2018 at 10:10:09 AM  
 Modified by Sandie Sedillo on 2/8/2018 at 10:12:02 AM  
 Submitted by Sandie Sedillo on 2/8/2018 at 10:13:32 AM

Cancel



Arizona Department of Education  
Child Nutrition Program

NSLP

SFSP

ADE Home

## National School Lunch Program - NSLP

Applications

Claims

CNP Overview

You are logged in as Sandie Sedillo

# Claims

## NSLP Site Claim

[Help](#) | [Logoff](#)

You are in [NSLP Home](#) > [NSLP Claims Index](#) > NSLP Site Claim

Enter the information into the form. For meal quantities that are unknown or none served, enter zero (0). Click **Save** to save your changes or click **Cancel** to disregard your changes since the last save. Be sure to enter only *whole numbers* (no decimals/cents).

### Seven Mile School (09-02-20-107)

Sponsored by Whiteriver Unified District (09-02-20)  
2018 Program Year  
January  
Original Claim  
**Paid**

#### Regular Claim

##### Breakfast - Severe Need

Number of Days Served:	17
Free Meals Served:	5098
Reduced-Price Meals Served:	0
Paid Meals Served:	0
Total Meals Served:	5098
Participants Enrolled:	521

##### Lunch - High Rate

Number of Days Served:	17
Free Meals Served:	8054
Reduced-Price Meals Served:	0
Paid Meals Served:	0
Total Meals Served:	8054
Participants Enrolled:	521

##### Afternoon Snack - High Rate

Number of Days Served:	0
Free Meals Served:	0
Participants Enrolled:	0

#### Attendance Factor

Attendance Factor:	92.66 %
--------------------	---------

#### CEP Percentages

Breakfast CEP Percentage:	71.99 %
Lunch CEP Percentage:	71.99 %

Created by Sandie Sedillo on 2/6/2018 at 3:03:28 PM  
Modified by Sandie Sedillo on 2/6/2018 at 3:04:07 PM  
Submitted by Sandie Sedillo on 2/8/2018 at 10:13:35 AM

[Cancel](#)



NSLP

SFSP

ADE Home

## National School Lunch Program - NSLP

Applications

Claims

CNP Overview

You are logged in as Sandie Sedillo

## Claims

## NSLP Site Claim

[Help](#) | [Logoff](#)You are in [NSLP Home](#) > [NSLP Claims Index](#) > NSLP Site Claim

Enter the information into the form. For meal quantities that are unknown or none served, enter zero (0). Click **Save** to save your changes or click **Cancel** to disregard your changes since the last save. Be sure to enter only *whole numbers* (no decimals/cents).

**Canyon Day Junior High School**  
**(09-02-20-103)**

Sponsored by Whiteriver Unified District (09-02-20)  
 2018 Program Year  
 January  
 Original Claim  
**Paid**

## Regular Claim

<b>Breakfast - Severe Need</b>	
Number of Days Served:	17
Free Meals Served:	4718
Reduced-Price Meals Served:	0
Paid Meals Served:	0
Total Meals Served:	4718
Participants Enrolled:	401
<b>Lunch - High Rate</b>	
Number of Days Served:	17
Free Meals Served:	5631
Reduced-Price Meals Served:	0
Paid Meals Served:	0
Total Meals Served:	5631
Participants Enrolled:	401
<b>Attendance Factor</b>	
Attendance Factor:	91.27 %
<b>CEP Percentages</b>	
Breakfast CEP Percentage:	71.99 %
Lunch CEP Percentage:	71.99 %

Created by Sandie Sedillo on 2/6/2018 at 3:04:23 PM  
 Modified by Sandie Sedillo on 2/6/2018 at 3:05:25 PM  
 Submitted by Sandie Sedillo on 2/8/2018 at 10:13:31 AM

Cancel



Arizona Department of Education  
Child Nutrition Program

NSLP

SFSP

ADE Home

National School Lunch Program - NSLP

Applications

Claims

CNP Overview

You are logged in as Sandie Sedillo

## Claims

### NSLP Site Claim

[Help](#) | [Logoff](#)You are in [NSLP Home](#) > [NSLP Claims Index](#) > NSLP Site Claim

Enter the information into the form. For meal quantities that are unknown or none served, enter zero (0). Click **Save** to save your changes or click **Cancel** to disregard your changes since the last save. Be sure to enter only *whole numbers* (no decimals/cents).

#### Alchesay High School (09-02-20-204)

Sponsored by Whiteriver Unified District (09-02-20)  
2018 Program Year  
January  
Original Claim  
**Paid**

##### Regular Claim

<b>Breakfast - Severe Need</b>	
Number of Days Served:	17
Free Meals Served:	3679
Reduced-Price Meals Served:	0
Paid Meals Served:	0
Total Meals Served:	3679
Participants Enrolled:	547
<b>Lunch - High Rate</b>	
Number of Days Served:	17
Free Meals Served:	5153
Reduced-Price Meals Served:	0
Paid Meals Served:	0
Total Meals Served:	5153
Participants Enrolled:	547
<b>Attendance Factor</b>	
Attendance Factor:	82.58 %
<b>CEP Percentages</b>	
Breakfast CEP Percentage:	71.99 %
Lunch CEP Percentage:	71.99 %

Created by Sandie Sedillo on 2/6/2018 at 3:06:08 PM  
Modified by Sandie Sedillo on 2/6/2018 at 3:06:45 PM  
Submitted by Sandie Sedillo on 2/8/2018 at 10:13:34 AM

[Cancel](#)



Arizona Department of Education  
Child Nutrition Program

NSLP

SFSP

ADE Home

## National School Lunch Program - NSLP

[Applications](#)[Claims](#)[CNP Overview](#)

You are logged in as Sandie Sedillo

## Claims

## NSLP Site Claim

[Help](#) | [Logoff](#)You are in [NSLP Home](#) > [NSLP Claims Index](#) > NSLP Site Claim

Enter the information into the form. For meal quantities that are unknown or none served, enter zero (0). Click **Save** to save your changes or click **Cancel** to disregard your changes since the last save. Be sure to enter only *whole numbers* (no decimals/cents).

**Whiteriver Elementary**  
**(09-02-20-101)**Sponsored by Whiteriver Unified District (09-02-20)  
2018 Program Year  
February  
Original Claim  
**Paid**

## Regular Claim

**Breakfast - Severe Need**

Number of Days Served:	16
Free Meals Served:	4164
Reduced-Price Meals Served:	0
Paid Meals Served:	0
Total Meals Served:	4164
Participants Enrolled:	507

**Lunch - High Rate**

Number of Days Served:	16
Free Meals Served:	7258
Reduced-Price Meals Served:	0
Paid Meals Served:	0
Total Meals Served:	7258
Participants Enrolled:	507

**Afternoon Snack - High Rate**

Number of Days Served:	11
Free Meals Served:	523
Participants Enrolled:	507

**Attendance Factor**

Attendance Factor:	93.92 %
--------------------	---------

**CEP Percentages**

Breakfast CEP Percentage:	71.99 %
Lunch CEP Percentage:	71.99 %

Created by Sandie Sedillo on 3/2/2018 at 3:17:04 PM  
Modified by Sandie Sedillo on 3/2/2018 at 3:18:53 PM  
Submitted by Sandie Sedillo on 3/2/2018 at 3:24:52 PM

[Cancel](#)



Arizona Department of Education

Child Nutrition Program

NSLP

SFSP

ADE Home

## National School Lunch Program - NSLP

Applications

Claims

CNP Overview

You are logged in as Sandie Sedillo

## Claims

## NSLP Site Claim

[Help](#) | [Logoff](#)
You are in [NSLP Home](#) > [NSLP Claims Index](#) > NSLP Site Claim

Enter the information into the form. For meal quantities that are unknown or none served, enter zero (0). Click **Save** to save your changes or click **Cancel** to disregard your changes since the last save. Be sure to enter only *whole numbers* (no decimals/cents).

**Cradleboard School**  
**(09-02-20-106)**

Sponsored by Whiteriver Unified District (09-02-20)  
 2018 Program Year  
 February  
 Original Claim  
**Paid**

## Regular Claim

**Breakfast - Severe Need**

Number of Days Served:	16
Free Meals Served:	3291
Reduced-Price Meals Served:	0
Paid Meals Served:	0
Total Meals Served:	3291
Participants Enrolled:	296

**Lunch - High Rate**

Number of Days Served:	16
Free Meals Served:	4396
Reduced-Price Meals Served:	0
Paid Meals Served:	0
Total Meals Served:	4396
Participants Enrolled:	296

**Afternoon Snack - High Rate**

Number of Days Served:	12
Free Meals Served:	392
Participants Enrolled:	296

**Attendance Factor**

Attendance Factor:	93.87 %
--------------------	---------

**CEP Percentages**

Breakfast CEP Percentage:	71.99 %
Lunch CEP Percentage:	71.99 %

Created by Sandie Sedillo on 3/2/2018 at 3:19:48 PM  
 Modified by Sandie Sedillo on 3/2/2018 at 3:20:38 PM  
 Submitted by Sandie Sedillo on 3/2/2018 at 3:24:54 PM

[Cancel](#)



NSLP

SFSP

ADE Home

**National School Lunch Program - NSLP**[Applications](#)[Claims](#)[CNP Overview](#)

You are logged in as Sandie Sedillo

## Claims

### NSLP Site Claim

[Help](#) | [Logoff](#)You are in [NSLP Home](#) > [NSLP Claims Index](#) > NSLP Site Claim

Enter the information into the form. For meal quantities that are unknown or none served, enter zero (0). Click **Save** to save your changes or click **Cancel** to disregard your changes since the last save. Be sure to enter only *whole numbers* (no decimals/cents).

#### Seven Mile School (09-02-20-107)

Sponsored by Whiteriver Unified District (09-02-20)  
2018 Program Year  
February  
Original Claim  
**Paid**

##### Regular Claim

<b>Breakfast - Severe Need</b>	
Number of Days Served:	16
Free Meals Served:	4442
Reduced-Price Meals Served:	0
Paid Meals Served:	0
Total Meals Served:	4442
Participants Enrolled:	523
<b>Lunch - High Rate</b>	
Number of Days Served:	16
Free Meals Served:	7575
Reduced-Price Meals Served:	0
Paid Meals Served:	0
Total Meals Served:	7575
Participants Enrolled:	523
<b>Afternoon Snack - High Rate</b>	
Number of Days Served:	0
Free Meals Served:	0
Participants Enrolled:	0
<b>Attendance Factor</b>	
Attendance Factor:	92.66 %
<b>CEP Percentages</b>	
Breakfast CEP Percentage:	71.99 %
Lunch CEP Percentage:	71.99 %

Created by Sandie Sedillo on 3/2/2018 at 3:21:08 PM  
Modified by Sandie Sedillo on 3/2/2018 at 3:21:40 PM  
Submitted by Sandie Sedillo on 3/2/2018 at 3:24:56 PM

[Cancel](#)



NSLP

SFSP

ADE Home

**National School Lunch Program - NSLP**[Applications](#)[Claims](#)[CNP Overview](#)

You are logged in as Sandie Sedillo

## Claims

### NSLP Site Claim

[Help](#) | [Logoff](#)You are in [NSLP Home](#) > [NSLP Claims Index](#) > NSLP Site Claim

Enter the information into the form. For meal quantities that are unknown or none served, enter zero (0). Click **Save** to save your changes or click **Cancel** to disregard your changes since the last save. Be sure to enter only *whole numbers* (no decimals/cents).

### Canyon Day Junior High School (09-02-20-103)

Sponsored by Whiteriver Unified District (09-02-20)  
2018 Program Year  
February  
Original Claim  
**Paid**

#### Regular Claim

<b>Breakfast - Severe Need</b>	
Number of Days Served:	16
Free Meals Served:	4119
Reduced-Price Meals Served:	0
Paid Meals Served:	0
Total Meals Served:	4119
Participants Enrolled:	401
<b>Lunch - High Rate</b>	
Number of Days Served:	16
Free Meals Served:	5222
Reduced-Price Meals Served:	0
Paid Meals Served:	0
Total Meals Served:	5222
Participants Enrolled:	401
<b>Attendance Factor</b>	
Attendance Factor:	91.27 %
<b>CEP Percentages</b>	
Breakfast CEP Percentage:	71.99 %
Lunch CEP Percentage:	71.99 %

Created by Sandie Sedillo on 3/2/2018 at 3:22:12 PM  
Modified by Sandie Sedillo on 3/2/2018 at 3:22:37 PM  
Submitted by Sandie Sedillo on 3/2/2018 at 3:24:53 PM

[Cancel](#)



NSLP

SFSP

ADE Home

**National School Lunch Program - NSLP**[Applications](#)[Claims](#)[CNP Overview](#)

You are logged in as Sandie Sedillo

## Claims

### NSLP Site Claim

[Help](#) | [Logoff](#)You are in [NSLP Home](#) > [NSLP Claims Index](#) > NSLP Site Claim

Enter the information into the form. For meal quantities that are unknown or none served, enter zero (0). Click **Save** to save your changes or click **Cancel** to disregard your changes since the last save. Be sure to enter only *whole numbers* (no decimals/cents).

#### Alchesay High School (09-02-20-204)

Sponsored by Whiteriver Unified District (09-02-20)  
2018 Program Year  
February  
Original Claim  
**Paid**

#### Regular Claim

<b>Breakfast - Severe Need</b>	
Number of Days Served:	16
Free Meals Served:	3212
Reduced-Price Meals Served:	0
Paid Meals Served:	0
Total Meals Served:	3212
Participants Enrolled:	548
<b>Lunch - High Rate</b>	
Number of Days Served:	16
Free Meals Served:	4811
Reduced-Price Meals Served:	0
Paid Meals Served:	0
Total Meals Served:	4811
Participants Enrolled:	548
<b>Attendance Factor</b>	
Attendance Factor:	82.58 %
<b>CEP Percentages</b>	
Breakfast CEP Percentage:	71.99 %
Lunch CEP Percentage:	71.99 %

Created by Sandie Sedillo on 3/2/2018 at 3:23:20 PM  
Modified by Sandie Sedillo on 3/2/2018 at 3:24:14 PM  
Submitted by Sandie Sedillo on 3/2/2018 at 3:24:55 PM

[Cancel](#)



NSLP

SFSP

ADE Home

## National School Lunch Program - NSLP

Applications

Claims

CNP Overview

You are logged in as Sandie Sedillo

## Claims

## NSLP Site Claim

Help | Logoff

You are in NSLP Home &gt; NSLP Claims Index &gt; NSLP Site Claim

Enter the information into the form. For meal quantities that are unknown or none served, enter zero (0). Click **Save** to save your changes or click **Cancel** to disregard your changes since the last save. Be sure to enter only *whole numbers* (no decimals/cents).

**Whiteriver Elementary**  
**(09-02-20-101)**

Sponsored by Whiteriver Unified District (09-02-20)  
 2018 Program Year  
 March  
 Original Claim  
 Paid

## Regular Claim

**Breakfast - Severe Need**

Number of Days Served:	17
Free Meals Served:	4416
Reduced-Price Meals Served:	0
Paid Meals Served:	0
Total Meals Served:	4416
Participants Enrolled:	510

**Lunch - High Rate**

Number of Days Served:	17
Free Meals Served:	7725
Reduced-Price Meals Served:	0
Paid Meals Served:	0
Total Meals Served:	7725
Participants Enrolled:	510

**Afternoon Snack - High Rate**

Number of Days Served:	10
Free Meals Served:	465
Participants Enrolled:	510

**Attendance Factor**


Attendance Factor:	93.92 %
--------------------	---------

**CEP Percentages**

Breakfast CEP Percentage:	71.99 %
Lunch CEP Percentage:	71.99 %

Created by Sandie Sedillo on 4/6/2018 at 1:57:15 PM  
 Modified by Sandie Sedillo on 4/6/2018 at 1:59:12 PM  
 Submitted by Sandie Sedillo on 4/6/2018 at 2:06:27 PM

Cancel



NSLP

SFSP

ADE Home

**National School Lunch Program - NSLP**[Applications](#)[Claims](#)[CNP Overview](#)

You are logged in as Sandie Sedillo

## Claims

### NSLP Site Claim

[Help](#) | [Logoff](#)You are in [NSLP Home](#) > [NSLP Claims Index](#) > NSLP Site Claim

Enter the information into the form. For meal quantities that are unknown or none served, enter zero (0). Click **Save** to save your changes or click **Cancel** to disregard your changes since the last save. Be sure to enter only *whole numbers* (no decimals/cents).

#### **Cradleboard School** **(09-02-20-106)**

Sponsored by Whiteriver Unified District (09-02-20)  
2018 Program Year  
March  
Original Claim  
**Paid**

#### Regular Claim

<b>Breakfast - Severe Need</b>	
Number of Days Served:	17
Free Meals Served:	3547
Reduced-Price Meals Served:	0
Paid Meals Served:	0
Total Meals Served:	3547
Participants Enrolled:	294
<b>Lunch - High Rate</b>	
Number of Days Served:	17
Free Meals Served:	4618
Reduced-Price Meals Served:	0
Paid Meals Served:	0
Total Meals Served:	4618
Participants Enrolled:	294
<b>Afternoon Snack - High Rate</b>	
Number of Days Served:	6
Free Meals Served:	174
Participants Enrolled:	294
<b>Attendance Factor</b>	
Attendance Factor:	93.87 %
<b>CEP Percentages</b>	
Breakfast CEP Percentage:	71.99 %
Lunch CEP Percentage:	71.99 %

Created by Sandie Sedillo on 4/6/2018 at 1:59:43 PM  
Modified by Sandie Sedillo on 4/6/2018 at 2:00:45 PM  
Submitted by Sandie Sedillo on 4/6/2018 at 2:06:29 PM

[Cancel](#)



Arizona Department of Education  
Child Nutrition Program

NSLP

SFSP

ADE Home

## National School Lunch Program - NSLP

Applications

Claims

CNP Overview

You are logged in as Sandie Sedillo

### Claims

#### NSLP Site Claim

[Help](#) | [Logoff](#)

You are in [NSLP Home](#) > [NSLP Claims Index](#) > NSLP Site Claim

Enter the information into the form. For meal quantities that are unknown or none served, enter zero (0). Click **Save** to save your changes or click **Cancel** to disregard your changes since the last save. Be sure to enter only *whole numbers* (no decimals/cents).

#### Seven Mile School (09-02-20-107)

Sponsored by Whiteriver Unified District (09-02-20)

2018 Program Year

March

Original Claim

Paid

#### Regular Claim

##### Breakfast - Severe Need

Number of Days Served:	17
Free Meals Served:	4833
Reduced-Price Meals Served:	0
Paid Meals Served:	0
Total Meals Served:	4833
Participants Enrolled:	526

##### Lunch - High Rate

Number of Days Served:	17
Free Meals Served:	7974
Reduced-Price Meals Served:	0
Paid Meals Served:	0
Total Meals Served:	7974
Participants Enrolled:	526

##### Afternoon Snack - High Rate

Number of Days Served:	10
Free Meals Served:	266
Participants Enrolled:	526

#### Attendance Factor

Attendance Factor:	92.66 %
--------------------	---------

#### CEP Percentages

Breakfast CEP Percentage:	71.99 %
Lunch CEP Percentage:	71.99 %

Created by Sandie Sedillo on 4/6/2018 at 2:01:11 PM  
Modified by Sandie Sedillo on 4/6/2018 at 2:02:04 PM  
Submitted by Sandie Sedillo on 4/6/2018 at 2:06:31 PM

[Cancel](#)





Arizona Department of Education

Child Nutrition Program

NSLP

SFSP

ADE Home

## National School Lunch Program - NSLP

[Applications](#)[Claims](#)[CNP Overview](#)

You are logged in as Sandie Sedillo

## Claims

### NSLP Site Claim

[Help](#) | [Logoff](#)You are in [NSLP Home](#) > [NSLP Claims Index](#) > NSLP Site Claim

Enter the information into the form. For meal quantities that are unknown or none served, enter zero (0). Click **Save** to save your changes or click **Cancel** to disregard your changes since the last save. Be sure to enter only *whole numbers* (no decimals/cents).

### Canyon Day Junior High School (09-02-20-103)

Sponsored by Whiteriver Unified District (09-02-20)  
2018 Program Year  
March  
Original Claim  
**Paid**

#### Regular Claim

##### Breakfast - Severe Need

Number of Days Served:	17
Free Meals Served:	4526
Reduced-Price Meals Served:	0
Paid Meals Served:	0
Total Meals Served:	4526
Participants Enrolled:	406

##### Lunch - High Rate

Number of Days Served:	17
Free Meals Served:	5418
Reduced-Price Meals Served:	0
Paid Meals Served:	0
Total Meals Served:	5418
Participants Enrolled:	406

##### Attendance Factor

Attendance Factor:	91.27 %
--------------------	---------

##### CEP Percentages

Breakfast CEP Percentage:	71.99 %
Lunch CEP Percentage:	71.99 %

Created by Sandie Sedillo on 4/6/2018 at 2:02:20 PM  
Modified by Sandie Sedillo on 4/6/2018 at 2:03:06 PM  
Submitted by Sandie Sedillo on 4/6/2018 at 2:06:28 PM

[Cancel](#)



NSLP

SFSP

ADE Home

**National School Lunch Program - NSLP**[Applications](#)[Claims](#)[CNP Overview](#)

You are logged in as Sandie Sedillo

## Claims

### NSLP Site Claim

[Help](#) | [Logoff](#)You are in [NSLP Home](#) > [NSLP Claims Index](#) > NSLP Site Claim

Enter the information into the form. For meal quantities that are unknown or none served, enter zero (0). Click **Save** to save your changes or click **Cancel** to disregard your changes since the last save. Be sure to enter only *whole numbers* (no decimals/cents).

#### Alchesay High School (09-02-20-204)

Sponsored by Whiteriver Unified District (09-02-20)  
2018 Program Year  
March  
Original Claim  
**Paid**

#### Regular Claim

<b>Breakfast - Severe Need</b>	
Number of Days Served:	17
Free Meals Served:	3485
Reduced-Price Meals Served:	0
Paid Meals Served:	0
Total Meals Served:	3485
Participants Enrolled:	524
<b>Lunch - High Rate</b>	
Number of Days Served:	17
Free Meals Served:	5018
Reduced-Price Meals Served:	0
Paid Meals Served:	0
Total Meals Served:	5018
Participants Enrolled:	524
<b>Attendance Factor</b>	
Attendance Factor:	82.58 %
<b>CEP Percentages</b>	
Breakfast CEP Percentage:	71.99 %
Lunch CEP Percentage:	71.99 %

Created by Sandie Sedillo on 4/6/2018 at 2:03:56 PM  
Modified by Sandie Sedillo on 4/6/2018 at 2:05:08 PM  
Submitted by Sandie Sedillo on 4/6/2018 at 2:06:30 PM

[Cancel](#)



NSLP

SFSP

ADE Home

## National School Lunch Program - NSLP

Applications

Claims

CNP Overview

You are logged in as Sandie Sedillo

## Claims

## NSLP Site Claim

Help | Logoff

You are in **NSLP Home** > **NSLP Claims Index** > NSLP Site Claim

Enter the information into the form. For meal quantities that are unknown or none served, enter zero (0). Click **Save** to save your changes or click **Cancel** to disregard your changes since the last save. Be sure to enter only *whole numbers* (no decimals/cents).

**Whiteriver Elementary**  
**(09-02-20-101)**

Sponsored by Whiteriver Unified District (09-02-20)  
 2018 Program Year  
 April  
 Original Claim  
**Paid**

## Regular Claim

**Breakfast - Severe Need**

Number of Days Served:	20
Free Meals Served:	5253
Reduced-Price Meals Served:	0
Paid Meals Served:	0
Total Meals Served:	5253
Participants Enrolled:	500

**Lunch - High Rate**

Number of Days Served:	20
Free Meals Served:	8929
Reduced-Price Meals Served:	0
Paid Meals Served:	0
Total Meals Served:	8929
Participants Enrolled:	500

**Afternoon Snack - High Rate**

Number of Days Served:	11
Free Meals Served:	109
Participants Enrolled:	500

**Attendance Factor**

Attendance Factor:	93.92 %
--------------------	---------

**CEP Percentages**

Breakfast CEP Percentage:	71.99 %
Lunch CEP Percentage:	71.99 %

Created by Sandie Sedillo on 5/3/2018 at 4:37:41 PM  
 Modified by Sandie Sedillo on 5/3/2018 at 4:42:31 PM  
 Submitted by Sandie Sedillo on 5/3/2018 at 4:50:29 PM

Cancel



Arizona Department of Education  
Child Nutrition Program

NSLP

SFSP

ADE Home

## National School Lunch Program - NSLP

**Applications** | **Claims** | **CNP Overview**

You are logged in as Sandie Sedillo

# Claims

## NSLP Site Claim

[Help](#) | [Logoff](#)

You are in **NSLP Home** > **NSLP Claims Index** > NSLP Site Claim

Enter the information into the form. For meal quantities that are unknown or none served, enter zero (0). Click **Save** to save your changes or click **Cancel** to disregard your changes since the last save. Be sure to enter only *whole numbers* (no decimals/cents).

### Cradleboard School (09-02-20-106)

Sponsored by Whiteriver Unified District (09-02-20)  
2018 Program Year  
April  
Original Claim  
**Paid**

#### Regular Claim

##### Breakfast - Severe Need

Number of Days Served:	20
Free Meals Served:	4213
Reduced-Price Meals Served:	0
Paid Meals Served:	0
Total Meals Served:	4213
Participants Enrolled:	294

##### Lunch - High Rate

Number of Days Served:	20
Free Meals Served:	5392
Reduced-Price Meals Served:	0
Paid Meals Served:	0
Total Meals Served:	5392
Participants Enrolled:	294

##### Afternoon Snack - High Rate

Number of Days Served:	0
Free Meals Served:	0
Participants Enrolled:	0

#### Attendance Factor

Attendance Factor:	93.87 %
--------------------	---------

#### CEP Percentages

Breakfast CEP Percentage:	71.99 %
Lunch CEP Percentage:	71.99 %

Created by Sandie Sedillo on 5/3/2018 at 4:42:45 PM  
Modified by Sandie Sedillo on 5/3/2018 at 4:43:27 PM  
Submitted by Sandie Sedillo on 5/3/2018 at 4:50:31 PM

[Cancel](#)



NSLP

SFSP

ADE Home

**National School Lunch Program - NSLP**[Applications](#)[Claims](#)[CNP Overview](#)

You are logged in as Sandie Sedillo

## Claims

### NSLP Site Claim

[Help](#) | [Logoff](#)You are in [NSLP Home](#) > [NSLP Claims Index](#) > NSLP Site Claim

Enter the information into the form. For meal quantities that are unknown or none served, enter zero (0). Click **Save** to save your changes or click **Cancel** to disregard your changes since the last save. Be sure to enter only *whole numbers* (no decimals/cents).

#### Seven Mile School (09-02-20-107)

Sponsored by Whiteriver Unified District (09-02-20)  
2018 Program Year  
April  
Original Claim  
**Paid**

##### Regular Claim

**Breakfast - Severe Need**

Number of Days Served:	20
Free Meals Served:	5768
Reduced-Price Meals Served:	0
Paid Meals Served:	0
Total Meals Served:	5768
Participants Enrolled:	528

**Lunch - High Rate**

Number of Days Served:	20
Free Meals Served:	9432
Reduced-Price Meals Served:	0
Paid Meals Served:	0
Total Meals Served:	9432
Participants Enrolled:	528

**Afternoon Snack - High Rate**

Number of Days Served:	11
Free Meals Served:	220
Participants Enrolled:	528

**Attendance Factor**

Attendance Factor:	92.66 %
--------------------	---------

**CEP Percentages**

Breakfast CEP Percentage:	71.99 %
Lunch CEP Percentage:	71.99 %

Created by Sandie Sedillo on 5/3/2018 at 4:43:50 PM  
Modified by Sandie Sedillo on 5/3/2018 at 4:45:49 PM  
Submitted by Sandie Sedillo on 5/3/2018 at 4:50:32 PM

[Cancel](#)



NSLP

SFSP

ADE Home

**National School Lunch Program - NSLP**[Applications](#)[Claims](#)[CNP Overview](#)

You are logged in as Sandie Sedillo

## Claims

### NSLP Site Claim

[? Help](#) | [Logoff](#)You are in [NSLP Home](#) > [NSLP Claims Index](#) > NSLP Site Claim

Enter the information into the form. For meal quantities that are unknown or none served, enter zero (0). Click **Save** to save your changes or click **Cancel** to disregard your changes since the last save. Be sure to enter only *whole numbers* (no decimals/cents).

#### Canyon Day Junior High School (09-02-20-103)

Sponsored by Whiteriver Unified District (09-02-20)  
2018 Program Year  
April  
Original Claim  
**Paid**

#### Regular Claim

<b>Breakfast - Severe Need</b>	
Number of Days Served:	20
Free Meals Served:	5306
Reduced-Price Meals Served:	0
Paid Meals Served:	0
Total Meals Served:	5306
Participants Enrolled:	403
<b>Lunch - High Rate</b>	
Number of Days Served:	19
Free Meals Served:	6057
Reduced-Price Meals Served:	0
Paid Meals Served:	0
Total Meals Served:	6057
Participants Enrolled:	403
<b>Attendance Factor</b>	
Attendance Factor:	91.27 %
<b>CEP Percentages</b>	
Breakfast CEP Percentage:	71.99 %
Lunch CEP Percentage:	71.99 %

Created by Sandie Sedillo on 5/3/2018 at 4:46:27 PM  
Modified by Sandie Sedillo on 5/3/2018 at 4:47:39 PM  
Submitted by Sandie Sedillo on 5/3/2018 at 4:50:30 PM

[Cancel](#)



NSLP

SFSP

ADE Home

**National School Lunch Program - NSLP**[Applications](#)[Claims](#)[CNP Overview](#)

You are logged in as Sandie Sedillo

## Claims

### NSLP Site Claim

[Help](#) | [Logoff](#)You are in [NSLP Home](#) > [NSLP Claims Index](#) > NSLP Site Claim

Enter the information into the form. For meal quantities that are unknown or none served, enter zero (0). Click **Save** to save your changes or click **Cancel** to disregard your changes since the last save. Be sure to enter only *whole numbers* (no decimals/cents).

#### Alchesay High School (09-02-20-204)

Sponsored by Whiteriver Unified District (09-02-20)  
2018 Program Year  
April  
Original Claim  
**Paid**

#### Regular Claim

<b>Breakfast - Severe Need</b>	
Number of Days Served:	20
Free Meals Served:	4026
Reduced-Price Meals Served:	0
Paid Meals Served:	0
Total Meals Served:	4026
Participants Enrolled:	499
<b>Lunch - High Rate</b>	
Number of Days Served:	20
Free Meals Served:	5946
Reduced-Price Meals Served:	0
Paid Meals Served:	0
Total Meals Served:	5946
Participants Enrolled:	499
<b>Attendance Factor</b>	
Attendance Factor:	82.58 %
<b>CEP Percentages</b>	
Breakfast CEP Percentage:	71.99 %
Lunch CEP Percentage:	71.99 %

Created by Sandie Sedillo on 5/3/2018 at 4:48:08 PM  
Modified by Sandie Sedillo on 5/3/2018 at 4:49:57 PM  
Submitted by Sandie Sedillo on 5/3/2018 at 4:50:31 PM

[Cancel](#)



Arizona Department of Education

Child Nutrition Program

NSLP

SFSP

ADE Home

## National School Lunch Program - NSLP

[Applications](#)[Claims](#)[CNP Overview](#)

You are logged in as Sandie Sedillo

## Claims

### NSLP Site Claim

[Help](#) | [Logoff](#)You are in [NSLP Home](#) > [NSLP Claims Index](#) > NSLP Site Claim

Enter the information into the form. For meal quantities that are unknown or none served, enter zero (0). Click **Save** to save your changes or click **Cancel** to disregard your changes since the last save. Be sure to enter only *whole numbers* (no decimals/cents).

### Whiteriver Elementary (09-02-20-101)

Sponsored by Whiteriver Unified District (09-02-20)  
2018 Program Year  
May  
Original Claim  
**Paid**

#### Regular Claim

##### Breakfast - Severe Need

Number of Days Served:	19
Free Meals Served:	4894
Reduced-Price Meals Served:	0
Paid Meals Served:	0
Total Meals Served:	4894
Participants Enrolled:	500

##### Lunch - High Rate

Number of Days Served:	19
Free Meals Served:	8527
Reduced-Price Meals Served:	0
Paid Meals Served:	0
Total Meals Served:	8527
Participants Enrolled:	500

##### Afternoon Snack - High Rate

Number of Days Served:	0
Free Meals Served:	0
Participants Enrolled:	0

#### Attendance Factor

Attendance Factor:	93.92 %
--------------------	---------

#### CEP Percentages

Breakfast CEP Percentage:	71.99 %
Lunch CEP Percentage:	71.99 %

Created by Sandie Sedillo on 6/10/2018 at 2:24:52 PM  
Modified by Sandie Sedillo on 6/10/2018 at 2:50:04 PM  
Submitted by Sandie Sedillo on 6/10/2018 at 2:57:56 PM

[Cancel](#)





NSLP

SFSP

ADE Home

**National School Lunch Program - NSLP**[Applications](#) | [Claims](#) | [CNP Overview](#)

You are logged in as Sandie Sedillo

## Claims

### NSLP Site Claim

[Help](#) | [Logoff](#)You are in [NSLP Home](#) > [NSLP Claims Index](#) > NSLP Site Claim

Enter the information into the form. For meal quantities that are unknown or none served, enter zero (0). Click **Save** to save your changes or click **Cancel** to disregard your changes since the last save. Be sure to enter only *whole numbers* (no decimals/cents).

#### **Cradleboard School** **(09-02-20-106)**


Sponsored by Whiteriver Unified District (09-02-20)  
2018 Program Year  
May  
Original Claim  
**Paid**

#### **Regular Claim**

<b>Breakfast - Severe Need</b>	
Number of Days Served:	19
Free Meals Served:	4003
Reduced-Price Meals Served:	0
Paid Meals Served:	0
Total Meals Served:	4003
Participants Enrolled:	293
<b>Lunch - High Rate</b>	
Number of Days Served:	19
Free Meals Served:	5171
Reduced-Price Meals Served:	0
Paid Meals Served:	0
Total Meals Served:	5171
Participants Enrolled:	293
<b>Afternoon Snack - High Rate</b>	
Number of Days Served:	0
Free Meals Served:	0
Participants Enrolled:	0
<b>Attendance Factor</b>	
Attendance Factor:	93.87 %
<b>CEP Percentages</b>	
Breakfast CEP Percentage:	71.99 %
Lunch CEP Percentage:	71.99 %

Created by Sandie Sedillo on 6/10/2018 at 2:50:33 PM  
Modified by Sandie Sedillo on 6/10/2018 at 2:51:12 PM  
Submitted by Sandie Sedillo on 6/10/2018 at 2:57:58 PM

[Cancel](#)



NSLP

SFSP

ADE Home

## National School Lunch Program - NSLP

Applications

Claims

CNP Overview

You are logged in as Sandie Sedillo

## Claims

## NSLP Site Claim

Help | Logoff

You are in **NSLP Home** > **NSLP Claims Index** > NSLP Site Claim

Enter the information into the form. For meal quantities that are unknown or none served, enter zero (0). Click **Save** to save your changes or click **Cancel** to disregard your changes since the last save. Be sure to enter only *whole numbers* (no decimals/cents).

**Seven Mile School**  
**(09-02-20-107)**

Sponsored by Whiteriver Unified District (09-02-20)

2018 Program Year

May

Original Claim

Paid

## Regular Claim

**Breakfast - Severe Need**

Number of Days Served:	19
Free Meals Served:	5242
Reduced-Price Meals Served:	0
Paid Meals Served:	0
Total Meals Served:	5242
Participants Enrolled:	527

**Lunch - High Rate**

Number of Days Served:	19
Free Meals Served:	8157
Reduced-Price Meals Served:	0
Paid Meals Served:	0
Total Meals Served:	8157
Participants Enrolled:	527

**Afternoon Snack - High Rate**

Number of Days Served:	0
Free Meals Served:	0
Participants Enrolled:	0

**Attendance Factor**

Attendance Factor:	92.66 %
--------------------	---------

**CEP Percentages**

Breakfast CEP Percentage:	71.99 %
Lunch CEP Percentage:	71.99 %

Created by Sandie Sedillo on 6/10/2018 at 2:52:38 PM  
 Modified by Sandie Sedillo on 6/10/2018 at 2:53:16 PM  
 Submitted by Sandie Sedillo on 6/10/2018 at 2:57:59 PM

Cancel



Arizona Department of Education

Child Nutrition Program

NSLP

SFSP

ADE Home

## National School Lunch Program - NSLP

[Applications](#)[Claims](#)[CNP Overview](#)

You are logged in as Sandie Sedillo

## Claims

### NSLP Site Claim

[Help](#) | [Logoff](#)You are in [NSLP Home](#) > [NSLP Claims Index](#) > NSLP Site Claim

Enter the information into the form. For meal quantities that are unknown or none served, enter zero (0). Click **Save** to save your changes or click **Cancel** to disregard your changes since the last save. Be sure to enter only *whole numbers* (no decimals/cents).

### Canyon Day Junior High School (09-02-20-103)

Sponsored by Whiteriver Unified District (09-02-20)  
2018 Program Year  
May  
Original Claim  
**Paid**

#### Regular Claim

##### Breakfast - Severe Need

Number of Days Served:	19
Free Meals Served:	4967
Reduced-Price Meals Served:	0
Paid Meals Served:	0
Total Meals Served:	4967
Participants Enrolled:	400

##### Lunch - High Rate

Number of Days Served:	19
Free Meals Served:	5804
Reduced-Price Meals Served:	0
Paid Meals Served:	0
Total Meals Served:	5804
Participants Enrolled:	400

##### Attendance Factor

Attendance Factor:	91.27 %
--------------------	---------

##### CEP Percentages

Breakfast CEP Percentage:	71.99 %
Lunch CEP Percentage:	71.99 %

Created by Sandie Sedillo on 6/10/2018 at 2:53:36 PM  
Modified by Sandie Sedillo on 6/10/2018 at 2:54:24 PM  
Submitted by Sandie Sedillo on 6/10/2018 at 2:57:57 PM

[Cancel](#)

Arizona Department of Education  
Child Nutrition Program

NSLP

SFSP

ADE Home

## National School Lunch Program - NSLP

[Applications](#)[Claims](#)[CNP Overview](#)

You are logged in as Sandie Sedillo

## Claims

### NSLP Site Claim

[Help](#) | [Logoff](#)You are in [NSLP Home](#) > [NSLP Claims Index](#) > NSLP Site Claim

Enter the information into the form. For meal quantities that are unknown or none served, enter zero (0). Click **Save** to save your changes or click **Cancel** to disregard your changes since the last save. Be sure to enter only *whole numbers* (no decimals/cents).

#### Alchesay High School (09-02-20-204)

Sponsored by Whiteriver Unified District (09-02-20)  
2018 Program Year  
May  
Original Claim  
**Paid**

#### Regular Claim

##### Breakfast - Severe Need

Number of Days Served:	19
Free Meals Served:	3658
Reduced-Price Meals Served:	0
Paid Meals Served:	0
Total Meals Served:	3658
Participants Enrolled:	491

##### Lunch - High Rate

Number of Days Served:	19
Free Meals Served:	5298
Reduced-Price Meals Served:	0
Paid Meals Served:	0
Total Meals Served:	5298
Participants Enrolled:	491

##### Attendance Factor

Attendance Factor:	82.58 %
--------------------	---------

##### CEP Percentages

Breakfast CEP Percentage:	71.99 %
Lunch CEP Percentage:	71.99 %

Created by Sandie Sedillo on 6/10/2018 at 2:55:08 PM  
Modified by Sandie Sedillo on 6/10/2018 at 2:57:09 PM  
Submitted by Sandie Sedillo on 6/10/2018 at 2:57:58 PM

[Cancel](#)



## Summer Food Service Program - SFSP

[Applications](#)[Claims](#)[CNP Overview](#)

You are logged in as Sandie Sedillo

## Claims

### SFSP Site Claim

[Help](#) | [Logoff](#)You are in [SFSP Home](#) > [SFSP-SW Claims Index](#) > SFSP Site Claim

Enter the information into the form. For meal quantities that are unknown or none served, enter zero (0). Click **Save** to save your changes or click **Cancel** to disregard your changes since the last save. Be sure to enter only *whole numbers* (no decimals/cents).

### Whiteriver Elementary (09-02-20-101)

Sponsored by Whiteriver Unified District (09-02-20)  
2018 Program Year  
June  
Original Claim  
**Paid**

#### Regular Claim

##### Seamless Waiver - Breakfast - Severe Need

Number of Days Served:	16
Meals Served:	2009
Average Number of Participants Per Day:	126

##### Seamless Waiver - Lunch - High Rate

Number of Days Served:	16
Meals Served:	3999
Average Number of Participants Per Day:	250

Created by Sandie Sedillo on 7/10/2018 at 2:56:01 PM  
Modified by Sandie Sedillo on 7/10/2018 at 7:16:01 PM  
Submitted by Sandie Sedillo on 7/10/2018 at 7:23:39 PM

[Cancel](#)

Arizona Department of Education  
Child Nutrition Program

NSLP

SFSP

ADE Home

## Summer Food Service Program - SFSP

[Applications](#)[Claims](#)[CNP Overview](#)

You are logged in as Sandie Sedillo

## Claims

## SFSP Site Claim

[Help](#) | [Logoff](#)You are in [SFSP Home](#) > [SFSP-SW Claims Index](#) > SFSP Site Claim

Enter the information into the form. For meal quantities that are unknown or none served, enter zero (0). Click **Save** to save your changes or click **Cancel** to disregard your changes since the last save. Be sure to enter only *whole numbers* (no decimals/cents).

**Cradleboard School**  
**(09-02-20-106)**

Sponsored by Whiteriver Unified District (09-02-20)  
2018 Program Year  
June  
Original Claim  
**Paid**

## Regular Claim

**Seamless Waiver - Breakfast - Severe Need**

Number of Days Served:	16
Meals Served:	1191
Average Number of Participants Per Day:	75

**Seamless Waiver - Lunch - High Rate**

Number of Days Served:	16
Meals Served:	1706
Average Number of Participants Per Day:	107

Created by Sandie Sedillo on 7/10/2018 at 3:00:02 PM  
Modified by Sandie Sedillo on 7/10/2018 at 7:16:58 PM  
Submitted by Sandie Sedillo on 7/10/2018 at 7:23:40 PM

[Cancel](#)



## Summer Food Service Program - SFSP

[Applications](#) | [Claims](#) | [CNP Overview](#)

You are logged in as Sandie Sedillo

## Claims

## SFSP Site Claim

[Help](#) | [Logoff](#)You are in [SFSP Home](#) > [SFSP-SW Claims Index](#) > SFSP Site Claim

Enter the information into the form. For meal quantities that are unknown or none served, enter zero (0). Click **Save** to save your changes or click **Cancel** to disregard your changes since the last save. Be sure to enter only *whole numbers* (no decimals/cents).

**Seven Mile School**  
**(09-02-20-107)**Sponsored by Whiteriver Unified District (09-02-20)  
2018 Program Year  
June  
Original Claim  
**Paid**

## Regular Claim

**Seamless Waiver - Breakfast - Severe Need**

Number of Days Served:	16
Meals Served:	743
Average Number of Participants Per Day:	47

**Seamless Waiver - Lunch - High Rate**

Number of Days Served:	16
Meals Served:	1367
Average Number of Participants Per Day:	86

Created by Sandie Sedillo on 7/10/2018 at 3:03:38 PM  
Modified by Sandie Sedillo on 7/10/2018 at 7:18:20 PM  
Submitted by Sandie Sedillo on 7/10/2018 at 7:23:41 PM

[Cancel](#)



## Summer Food Service Program - SFSP

[Applications](#)[Claims](#)[CNP Overview](#)

You are logged in as Sandie Sedillo

## Claims

### SFSP Site Claim

[Help](#) | [Logoff](#)You are in [SFSP Home](#) > [SFSP-SW Claims Index](#) > SFSP Site Claim

Enter the information into the form. For meal quantities that are unknown or none served, enter zero (0). Click **Save** to save your changes or click **Cancel** to disregard your changes since the last save. Be sure to enter only *whole numbers* (no decimals/cents).

#### Canyon Day Junior High School (09-02-20-103)

Sponsored by Whiteriver Unified District (09-02-20)  
2018 Program Year  
June  
Original Claim  
**Paid**

#### Regular Claim

##### Seamless Waiver - Breakfast - Severe Need

Number of Days Served:	16
Meals Served:	322
Average Number of Participants Per Day:	21

##### Seamless Waiver - Lunch - High Rate

Number of Days Served:	16
Meals Served:	734
Average Number of Participants Per Day:	46

Created by Sandie Sedillo on 7/10/2018 at 7:18:37 PM  
Modified by Sandie Sedillo on 7/10/2018 at 7:22:59 PM  
Submitted by Sandie Sedillo on 7/10/2018 at 7:23:40 PM

[Cancel](#)



Arizona Department of Education  
Child Nutrition Program

NSLP

SFSP

ADE Home

## Summer Food Service Program - SFSP

Applications

Claims

CNP Overview

You are logged in as Sandie Sedillo

## Claims

## SFSP Site Claim

[Help](#) | [Logoff](#)You are in **SFSP Home** > **SFSP-SW Claims Index** > SFSP Site Claim

Enter the information into the form. For meal quantities that are unknown or none served, enter zero (0). Click **Save** to save your changes or click **Cancel** to disregard your changes since the last save. Be sure to enter only *whole numbers* (no decimals/cents).

**Whiteriver Elementary**  
**(09-02-20-101)**

Sponsored by Whiteriver Unified District (09-02-20)  
2018 Program Year  
July  
Original Claim  
**Paid**

## Regular Claim

**Seamless Waiver - Breakfast - Severe Need**

Number of Days Served:	8
Meals Served:	399
Average Number of Participants Per Day:	50

**Seamless Waiver - Lunch - High Rate**

Number of Days Served:	8
Meals Served:	765
Average Number of Participants Per Day:	96

Created by Sandie Sedillo on 8/10/2018 at 11:02:47 PM  
Modified by Sandie Sedillo on 8/10/2018 at 11:04:15 PM  
Submitted by Sandie Sedillo on 8/10/2018 at 11:08:56 PM

[Cancel](#)



## Summer Food Service Program - SFSP

[Applications](#)[Claims](#)[CNP Overview](#)

You are logged in as Sandie Sedillo

## Claims

### SFSP Site Claim

[Help](#) | [Logoff](#)You are in [SFSP Home](#) > [SFSP-SW Claims Index](#) > SFSP Site Claim

Enter the information into the form. For meal quantities that are unknown or none served, enter zero (0). Click **Save** to save your changes or click **Cancel** to disregard your changes since the last save. Be sure to enter only *whole numbers* (no decimals/cents).

#### Cradleboard School (09-02-20-106)

Sponsored by Whiteriver Unified District (09-02-20)  
2018 Program Year  
July  
Original Claim  
**Paid**

#### Regular Claim

##### Seamless Waiver - Breakfast - Severe Need

Number of Days Served:	8
Meals Served:	95
Average Number of Participants Per Day:	12

##### Seamless Waiver - Lunch - High Rate

Number of Days Served:	8
Meals Served:	123
Average Number of Participants Per Day:	16

Created by Sandie Sedillo on 8/10/2018 at 11:04:32 PM  
Modified by Sandie Sedillo on 8/10/2018 at 11:05:18 PM  
Submitted by Sandie Sedillo on 8/10/2018 at 11:08:57 PM

[Cancel](#)

Arizona Department of Education  
Child Nutrition Program

NSLP

SFSP

ADE Home

## Summer Food Service Program - SFSP

Applications

Claims

CNP Overview

You are logged in as Sandie Sedillo

## Claims

## SFSP Site Claim

[Help](#) | [Logoff](#)You are in [SFSP Home](#) > [SFSP-SW Claims Index](#) > SFSP Site Claim

Enter the information into the form. For meal quantities that are unknown or none served, enter zero (0). Click **Save** to save your changes or click **Cancel** to disregard your changes since the last save. Be sure to enter only *whole numbers* (no decimals/cents).

**Seven Mile School**  
**(09-02-20-107)**Sponsored by Whiteriver Unified District (09-02-20)  
2018 Program Year  
July  
Original Claim  
**Paid**

## Regular Claim

**Seamless Waiver - Breakfast - Severe Need**

Number of Days Served:	8
Meals Served:	140
Average Number of Participants Per Day:	18

**Seamless Waiver - Lunch - High Rate**

Number of Days Served:	8
Meals Served:	207
Average Number of Participants Per Day:	26

Created by Sandie Sedillo on 8/10/2018 at 11:05:37 PM  
Modified by Sandie Sedillo on 8/10/2018 at 11:06:28 PM  
Submitted by Sandie Sedillo on 8/10/2018 at 11:08:57 PM

[Cancel](#)

Arizona Department of Education  
Child Nutrition Program

NSLP

SFSP

ADE Home

## Summer Food Service Program - SFSP

[Applications](#) | [Claims](#) | [CNP Overview](#)

You are logged in as Sandie Sedillo

## Claims

## SFSP Site Claim

[Help](#) | [Logoff](#)You are in [SFSP Home](#) > [SFSP-SW Claims Index](#) > SFSP Site Claim

Enter the information into the form. For meal quantities that are unknown or none served, enter zero (0). Click **Save** to save your changes or click **Cancel** to disregard your changes since the last save. Be sure to enter only *whole numbers* (no decimals/cents).

**Canyon Day Junior High School**  
**(09-02-20-103)**

Sponsored by Whiteriver Unified District (09-02-20)  
2018 Program Year  
July  
Original Claim  
**Paid**

## Regular Claim

**Seamless Waiver - Breakfast - Severe Need**

Number of Days Served:	8
Meals Served:	1
Average Number of Participants Per Day:	6

**Seamless Waiver - Lunch - High Rate**

Number of Days Served:	8
Meals Served:	45
Average Number of Participants Per Day:	6

Created by Sandie Sedillo on 8/10/2018 at 11:06:52 PM  
Modified by Sandie Sedillo on 8/10/2018 at 11:08:24 PM  
Submitted by Sandie Sedillo on 8/10/2018 at 11:08:56 PM

[Cancel](#)

Arizona Department of Education  
Child Nutrition Program

NSLP

SFSP

ADE Home

## National School Lunch Program - NSLP

Applications

Claims

CNP Overview

You are logged in as Sandie Sedillo

## Claims

## NSLP Site Claim

[Help](#) | [Logoff](#)You are in [NSLP Home](#) > [NSLP Claims Index](#) > NSLP Site Claim

Enter the information into the form. For meal quantities that are unknown or none served, enter zero (0). Click **Save** to save your changes or click **Cancel** to disregard your changes since the last save. Be sure to enter only *whole numbers* (no decimals/cents).

**Whiteriver Elementary**  
**(09-02-20-101)**Sponsored by Whiteriver Unified District (09-02-20)  
2019 Program Year  
August  
Original Claim  
**Paid**

## Regular Claim

**Breakfast - Severe Need**

Number of Days Served:	21
Free Meals Served:	6236
Reduced-Price Meals Served:	0
Paid Meals Served:	0
Total Meals Served:	6236
Participants Enrolled:	446

**Lunch - High Rate**

Number of Days Served:	21
Free Meals Served:	8662
Reduced-Price Meals Served:	0
Paid Meals Served:	0
Total Meals Served:	8662
Participants Enrolled:	446

**Attendance Factor**

Attendance Factor:	93.91 %
--------------------	---------

**CEP Percentages**

Breakfast CEP Percentage:	71.99 %
Lunch CEP Percentage:	71.99 %

Created by Sandie Sedillo on 9/10/2018 at 8:04:45 PM  
Modified by Sandie Sedillo on 9/10/2018 at 8:07:24 PM  
Submitted by Sandie Sedillo on 9/13/2018 at 3:08:41 PM

[Cancel](#)



NSLP

SFSP

ADE Home

**National School Lunch Program - NSLP**[Applications](#) | [Claims](#) | [CNP Overview](#)

You are logged in as Sandie Sedillo

## Claims

### NSLP Site Claim

[Help](#) | [Logoff](#)You are in [NSLP Home](#) > [NSLP Claims Index](#) > NSLP Site Claim

Enter the information into the form. For meal quantities that are unknown or none served, enter zero (0). Click **Save** to save your changes or click **Cancel** to disregard your changes since the last save. Be sure to enter only *whole numbers* (no decimals/cents).

#### **Cradleboard School** **(09-02-20-106)**

Sponsored by Whiteriver Unified District (09-02-20)  
2019 Program Year  
August  
Original Claim  
**Paid**

#### Regular Claim

##### **Breakfast - Severe Need**

Number of Days Served:	21
Free Meals Served:	4650
Reduced-Price Meals Served:	0
Paid Meals Served:	0
Total Meals Served:	4650
Participants Enrolled:	292

##### **Lunch - High Rate**

Number of Days Served:	21
Free Meals Served:	5725
Reduced-Price Meals Served:	0
Paid Meals Served:	0
Total Meals Served:	5725
Participants Enrolled:	292

##### **Attendance Factor**


Attendance Factor:	93.49 %
--------------------	---------

##### **CEP Percentages**

Breakfast CEP Percentage:	71.99 %
Lunch CEP Percentage:	71.99 %

Created by Sandie Sedillo on 9/13/2018 at 3:06:50 PM  
Modified by Sandie Sedillo on 9/13/2018 at 3:07:26 PM  
Submitted by Sandie Sedillo on 9/13/2018 at 3:08:44 PM

[Cancel](#)



NSLP

SFSP

ADE Home

**National School Lunch Program - NSLP**[Applications](#) | [Claims](#) | [CNP Overview](#)

You are logged in as Sandie Sedillo

## Claims

### NSLP Site Claim

[Help](#) | [Logoff](#)You are in [NSLP Home](#) > [NSLP Claims Index](#) > NSLP Site Claim

Enter the information into the form. For meal quantities that are unknown or none served, enter zero (0). Click **Save** to save your changes or click **Cancel** to disregard your changes since the last save. Be sure to enter only *whole numbers* (no decimals/cents).

#### Seven Mile School (09-02-20-107)

Sponsored by Whiteriver Unified District (09-02-20)  
2019 Program Year  
August  
Original Claim  
**Paid**

##### Regular Claim

**Breakfast - Severe Need**

Number of Days Served:	21
Free Meals Served:	6532
Reduced-Price Meals Served:	0
Paid Meals Served:	0
Total Meals Served:	6532
Participants Enrolled:	513

**Lunch - High Rate**

Number of Days Served:	20
Free Meals Served:	9380
Reduced-Price Meals Served:	0
Paid Meals Served:	0
Total Meals Served:	9380
Participants Enrolled:	513

**Attendance Factor**

Attendance Factor:	91.61 %
--------------------	---------

**CEP Percentages**

Breakfast CEP Percentage:	71.99 %
Lunch CEP Percentage:	71.99 %

Created by Sandie Sedillo on 9/13/2018 at 3:07:42 PM  
Modified by Sandie Sedillo on 9/13/2018 at 3:08:23 PM  
Submitted by Sandie Sedillo on 9/13/2018 at 3:08:47 PM

[Cancel](#)



Arizona Department of Education  
Child Nutrition Program

NSLP

SFSP

ADE Home

## National School Lunch Program - NSLP

Applications

Claims

CNP Overview

You are logged in as Sandie Sedillo

# Claims

## NSLP Site Claim

[Help](#) | [Logoff](#)

You are in [NSLP Home](#) > [NSLP Claims Index](#) > NSLP Site Claim

Enter the information into the form. For meal quantities that are unknown or none served, enter zero (0). Click **Save** to save your changes or click **Cancel** to disregard your changes since the last save. Be sure to enter only *whole numbers* (no decimals/cents).

### Canyon Day Junior High School (09-02-20-103)

Sponsored by Whiteriver Unified District (09-02-20)  
2019 Program Year  
August  
Original Claim  
**Paid**

#### Regular Claim

#### Breakfast - Severe Need

Number of Days Served:	21
Free Meals Served:	7171
Reduced-Price Meals Served:	0
Paid Meals Served:	0
Total Meals Served:	7171
Participants Enrolled:	450

#### Lunch - High Rate

Number of Days Served:	21
Free Meals Served:	8108
Reduced-Price Meals Served:	0
Paid Meals Served:	0
Total Meals Served:	8108
Participants Enrolled:	450

#### Attendance Factor

Attendance Factor:	90.11 %
--------------------	---------

#### CEP Percentages

Breakfast CEP Percentage:	71.99 %
Lunch CEP Percentage:	71.99 %

Created by Sandie Sedillo on 9/10/2018 at 8:15:09 PM  
Modified by Sandie Sedillo on 9/10/2018 at 8:15:41 PM  
Submitted by Sandie Sedillo on 9/13/2018 at 3:08:42 PM

[Cancel](#)





Arizona Department of Education

Child Nutrition Program

NSLP

SFSP

ADE Home

## National School Lunch Program - NSLP

[Applications](#)[Claims](#)[CNP Overview](#)

You are logged in as Sandie Sedillo

## Claims

### NSLP Site Claim

[Help](#) | [Logoff](#)You are in [NSLP Home](#) > [NSLP Claims Index](#) > NSLP Site Claim

Enter the information into the form. For meal quantities that are unknown or none served, enter zero (0). Click **Save** to save your changes or click **Cancel** to disregard your changes since the last save. Be sure to enter only *whole numbers* (no decimals/cents).

#### Alchesay High School (09-02-20-204)

Sponsored by Whiteriver Unified District (09-02-20)  
2019 Program Year  
August  
Original Claim  
**Paid**

#### Regular Claim

##### Breakfast - Severe Need

Number of Days Served:	21
Free Meals Served:	4588
Reduced-Price Meals Served:	0
Paid Meals Served:	0
Total Meals Served:	4588
Participants Enrolled:	574

##### Lunch - High Rate

Number of Days Served:	21
Free Meals Served:	6715
Reduced-Price Meals Served:	0
Paid Meals Served:	0
Total Meals Served:	6715
Participants Enrolled:	574

##### Attendance Factor


Attendance Factor:	82.21 %
--------------------	---------

##### CEP Percentages

Breakfast CEP Percentage:	71.99 %
Lunch CEP Percentage:	71.99 %

Created by Sandie Sedillo on 9/10/2018 at 8:16:02 PM  
Modified by Sandie Sedillo on 9/10/2018 at 8:16:39 PM  
Submitted by Sandie Sedillo on 9/13/2018 at 3:08:45 PM

[Cancel](#)



NSLP

SFSP

ADE Home

**National School Lunch Program - NSLP**[Applications](#) | [Claims](#) | [CNP Overview](#)

You are logged in as Sandie Sedillo

## Claims

### NSLP Site Claim

[Help](#) | [Logoff](#)You are in [NSLP Home](#) > [NSLP Claims Index](#) > NSLP Site Claim

Enter the information into the form. For meal quantities that are unknown or none served, enter zero (0). Click **Save** to save your changes or click **Cancel** to disregard your changes since the last save. Be sure to enter only *whole numbers* (no decimals/cents).

#### Whiteriver Elementary (09-02-20-101)

Sponsored by Whiteriver Unified District (09-02-20)  
2019 Program Year  
September  
Original Claim  
**Paid**

##### Regular Claim

**Breakfast - Severe Need**

Number of Days Served:	19
Free Meals Served:	5354
Reduced-Price Meals Served:	0
Paid Meals Served:	0
Total Meals Served:	5354
Participants Enrolled:	452

**Lunch - High Rate**

Number of Days Served:	19
Free Meals Served:	7930
Reduced-Price Meals Served:	0
Paid Meals Served:	0
Total Meals Served:	7930
Participants Enrolled:	452

**Attendance Factor**

Attendance Factor:	93.91 %
--------------------	---------

**CEP Percentages**

Breakfast CEP Percentage:	71.99 %
Lunch CEP Percentage:	71.99 %

Created by Sandie Sedillo on 10/22/2018 at 8:33:39 AM  
Modified by Sandie Sedillo on 10/22/2018 at 8:34:38 AM  
Submitted by Sandie Sedillo on 10/22/2018 at 5:07:16 PM

[Cancel](#)



Arizona Department of Education

Child Nutrition Program

NSLP

SFSP

ADE Home

## National School Lunch Program - NSLP

[Applications](#)[Claims](#)[CNP Overview](#)

You are logged in as Sandie Sedillo

## Claims

### NSLP Site Claim

[Help](#) | [Logoff](#)You are in [NSLP Home](#) > [NSLP Claims Index](#) > NSLP Site Claim

Enter the information into the form. For meal quantities that are unknown or none served, enter zero (0). Click **Save** to save your changes or click **Cancel** to disregard your changes since the last save. Be sure to enter only *whole numbers* (no decimals/cents).

#### Cradleboard School (09-02-20-106)

Sponsored by Whiteriver Unified District (09-02-20)  
2019 Program Year  
September  
Original Claim  
**Paid**

##### Regular Claim

###### Breakfast - Severe Need

Number of Days Served:	19
Free Meals Served:	4269
Reduced-Price Meals Served:	0
Paid Meals Served:	0
Total Meals Served:	4269
Participants Enrolled:	293

###### Lunch - High Rate

Number of Days Served:	19
Free Meals Served:	5139
Reduced-Price Meals Served:	0
Paid Meals Served:	0
Total Meals Served:	5139
Participants Enrolled:	293

###### Attendance Factor

Attendance Factor:	92.46 %
--------------------	---------

###### CEP Percentages

Breakfast CEP Percentage:	71.99 %
Lunch CEP Percentage:	71.99 %

Created by Sandie Sedillo on 10/22/2018 at 8:34:48 AM  
Modified by Sandie Sedillo on 10/22/2018 at 8:36:08 AM  
Submitted by Sandie Sedillo on 10/22/2018 at 5:07:23 PM

[Cancel](#)



NSLP

SFSP

ADE Home

**National School Lunch Program - NSLP**[Applications](#) | [Claims](#) | [CNP Overview](#)

You are logged in as Sandie Sedillo

## Claims

### NSLP Site Claim

[Help](#) | [Logoff](#)You are in [NSLP Home](#) > [NSLP Claims Index](#) > NSLP Site Claim

Enter the information into the form. For meal quantities that are unknown or none served, enter zero (0). Click **Save** to save your changes or click **Cancel** to disregard your changes since the last save. Be sure to enter only *whole numbers* (no decimals/cents).

#### Seven Mile School (09-02-20-107)


Sponsored by Whiteriver Unified District (09-02-20)  
2019 Program Year  
September  
Original Claim  
**Paid**

##### Regular Claim

<b>Breakfast - Severe Need</b>	
Number of Days Served:	19
Free Meals Served:	5788
Reduced-Price Meals Served:	0
Paid Meals Served:	0
Total Meals Served:	5788
Participants Enrolled:	519
<b>Lunch - High Rate</b>	
Number of Days Served:	19
Free Meals Served:	9099
Reduced-Price Meals Served:	0
Paid Meals Served:	0
Total Meals Served:	9099
Participants Enrolled:	519
<b>Attendance Factor</b>	
Attendance Factor:	93.06 %
<b>CEP Percentages</b>	
Breakfast CEP Percentage:	71.99 %
Lunch CEP Percentage:	71.99 %

Created by Sandie Sedillo on 10/22/2018 at 4:58:49 PM  
Modified by Sandie Sedillo on 10/22/2018 at 5:00:14 PM  
Submitted by Sandie Sedillo on 10/22/2018 at 5:07:29 PM

[Cancel](#)



NSLP

SFSP

ADE Home

## National School Lunch Program - NSLP

Applications

Claims

CNP Overview

You are logged in as Sandie Sedillo

## Claims

## NSLP Site Claim

Help | Logoff

You are in [NSLP Home](#) > [NSLP Claims Index](#) > NSLP Site Claim

Enter the information into the form. For meal quantities that are unknown or none served, enter zero (0). Click **Save** to save your changes or click **Cancel** to disregard your changes since the last save. Be sure to enter only *whole numbers* (no decimals/cents).

**Canyon Day Junior High School**  
**(09-02-20-103)**

Sponsored by Whiteriver Unified District (09-02-20)  
 2019 Program Year  
 September  
 Original Claim  
**Paid**

## Regular Claim

**Breakfast - Severe Need**

Number of Days Served:	19
Free Meals Served:	6236
Reduced-Price Meals Served:	0
Paid Meals Served:	0
Total Meals Served:	6236
Participants Enrolled:	450

**Lunch - High Rate**

Number of Days Served:	19
Free Meals Served:	7116
Reduced-Price Meals Served:	0
Paid Meals Served:	0
Total Meals Served:	7116
Participants Enrolled:	450

**Attendance Factor**


Attendance Factor:	90.11 %
--------------------	---------

**CEP Percentages**

Breakfast CEP Percentage:	71.99 %
Lunch CEP Percentage:	71.99 %

Created by Sandie Sedillo on 10/22/2018 at 8:37:31 AM  
 Modified by Sandie Sedillo on 10/22/2018 at 8:38:07 AM  
 Submitted by Sandie Sedillo on 10/22/2018 at 5:07:20 PM

Cancel



NSLP

SFSP

ADE Home

**National School Lunch Program - NSLP**[Applications](#)[Claims](#)[CNP Overview](#)

You are logged in as Sandie Sedillo

## Claims

### NSLP Site Claim

[Help](#) | [Logoff](#)You are in [NSLP Home](#) > [NSLP Claims Index](#) > NSLP Site Claim

Enter the information into the form. For meal quantities that are unknown or none served, enter zero (0). Click **Save** to save your changes or click **Cancel** to disregard your changes since the last save. Be sure to enter only *whole numbers* (no decimals/cents).

#### Alchesay High School (09-02-20-204)

Sponsored by Whiteriver Unified District (09-02-20)  
2019 Program Year  
September  
Original Claim  
**Paid**

##### Regular Claim

###### Breakfast - Severe Need

Number of Days Served:	19
Free Meals Served:	4129
Reduced-Price Meals Served:	0
Paid Meals Served:	0
Total Meals Served:	4129
Participants Enrolled:	573

###### Lunch - High Rate

Number of Days Served:	19
Free Meals Served:	6328
Reduced-Price Meals Served:	0
Paid Meals Served:	0
Total Meals Served:	6328
Participants Enrolled:	573

###### Attendance Factor


Attendance Factor:	82.21 %
--------------------	---------

###### CEP Percentages

Breakfast CEP Percentage:	71.99 %
Lunch CEP Percentage:	71.99 %

Created by Sandie Sedillo on 10/22/2018 at 8:38:30 AM  
Modified by Sandie Sedillo on 10/22/2018 at 8:38:58 AM  
Submitted by Sandie Sedillo on 10/22/2018 at 5:07:26 PM

[Cancel](#)



NSLP

SFSP

ADE Home

**National School Lunch Program - NSLP**[Applications](#)[Claims](#)[CNP Overview](#)

You are logged in as Sandie Sedillo

## Claims

### NSLP Site Claim

[Help](#) | [Logoff](#)You are in [NSLP Home](#) > [NSLP Claims Index](#) > NSLP Site Claim

Enter the information into the form. For meal quantities that are unknown or none served, enter zero (0). Click **Save** to save your changes or click **Cancel** to disregard your changes since the last save. Be sure to enter only *whole numbers* (no decimals/cents).

### Whiteriver Elementary (09-02-20-101)

Sponsored by Whiteriver Unified District (09-02-20)  
2019 Program Year  
October  
Original Claim  
**Paid**

#### Regular Claim

**Breakfast - Severe Need**

Number of Days Served:	17
Free Meals Served:	5044
Reduced-Price Meals Served:	0
Paid Meals Served:	0
Total Meals Served:	5044
Participants Enrolled:	465

**Lunch - High Rate**

Number of Days Served:	18
Free Meals Served:	7219
Reduced-Price Meals Served:	0
Paid Meals Served:	0
Total Meals Served:	7219
Participants Enrolled:	465

**Attendance Factor**


Attendance Factor:	93.91 %
--------------------	---------

**CEP Percentages**

Breakfast CEP Percentage:	71.99 %
Lunch CEP Percentage:	71.99 %

Created by Sandie Sedillo on 11/13/2018 at 8:21:19 PM  
Modified by Sandie Sedillo on 11/13/2018 at 8:22:42 PM  
Submitted by Sandie Sedillo on 11/13/2018 at 8:29:43 PM

[Cancel](#)



NSLP

SFSP

ADE Home

**National School Lunch Program - NSLP**[Applications](#)[Claims](#)[CNP Overview](#)

You are logged in as Sandie Sedillo

## Claims

### NSLP Site Claim

[Help](#) | [Logoff](#)You are in [NSLP Home](#) > [NSLP Claims Index](#) > NSLP Site Claim

Enter the information into the form. For meal quantities that are unknown or none served, enter zero (0). Click **Save** to save your changes or click **Cancel** to disregard your changes since the last save. Be sure to enter only *whole numbers* (no decimals/cents).

#### **Cradleboard School** **(09-02-20-106)**

Sponsored by Whiteriver Unified District (09-02-20)  
2019 Program Year  
October  
Original Claim  
**Paid**

#### **Regular Claim**

##### **Breakfast - Severe Need**

Number of Days Served:	17
Free Meals Served:	3811
Reduced-Price Meals Served:	0
Paid Meals Served:	0
Total Meals Served:	3811
Participants Enrolled:	293

##### **Lunch - High Rate**

Number of Days Served:	18
Free Meals Served:	4695
Reduced-Price Meals Served:	0
Paid Meals Served:	0
Total Meals Served:	4695
Participants Enrolled:	293

##### **Attendance Factor**

Attendance Factor:	92.46 %
--------------------	---------


##### **CEP Percentages**

Breakfast CEP Percentage:	71.99 %
Lunch CEP Percentage:	71.99 %

Created by Sandie Sedillo on 11/13/2018 at 8:23:00 PM  
Modified by Sandie Sedillo on 11/13/2018 at 8:23:41 PM  
Submitted by Sandie Sedillo on 11/13/2018 at 8:29:49 PM

[Cancel](#)





NSLP

SFSP

ADE Home

**National School Lunch Program - NSLP**[Applications](#)[Claims](#)[CNP Overview](#)

You are logged in as Sandie Sedillo

## Claims

### NSLP Site Claim

[Help](#) | [Logoff](#)You are in [NSLP Home](#) > [NSLP Claims Index](#) > NSLP Site Claim

Enter the information into the form. For meal quantities that are unknown or none served, enter zero (0). Click **Save** to save your changes or click **Cancel** to disregard your changes since the last save. Be sure to enter only *whole numbers* (no decimals/cents).

### Seven Mile School (09-02-20-107)

Sponsored by Whiteriver Unified District (09-02-20)  
2019 Program Year  
October  
Original Claim  
**Paid**

**Regular Claim****Breakfast - Severe Need**

Number of Days Served:	17
Free Meals Served:	5136
Reduced-Price Meals Served:	0
Paid Meals Served:	0
Total Meals Served:	5136
Participants Enrolled:	522

**Lunch - High Rate**

Number of Days Served:	18
Free Meals Served:	8167
Reduced-Price Meals Served:	0
Paid Meals Served:	0
Total Meals Served:	8167
Participants Enrolled:	522

**Attendance Factor**

Attendance Factor:	91.02 %
--------------------	---------

**CEP Percentages**

Breakfast CEP Percentage:	71.99 %
Lunch CEP Percentage:	71.99 %

Created by Sandie Sedillo on 11/13/2018 at 8:24:00 PM  
Modified by Sandie Sedillo on 11/13/2018 at 8:25:03 PM  
Submitted by Sandie Sedillo on 11/13/2018 at 8:29:54 PM

[Cancel](#)



NSLP

SFSP

ADE Home

**National School Lunch Program - NSLP**[Applications](#)[Claims](#)[CNP Overview](#)

You are logged in as Sandie Sedillo

## Claims

### NSLP Site Claim

[Help](#) | [Logoff](#)You are in [NSLP Home](#) > [NSLP Claims Index](#) > NSLP Site Claim

Enter the information into the form. For meal quantities that are unknown or none served, enter zero (0). Click **Save** to save your changes or click **Cancel** to disregard your changes since the last save. Be sure to enter only *whole numbers* (no decimals/cents).

### Canyon Day Junior High School (09-02-20-103)

Sponsored by Whiteriver Unified District (09-02-20)  
2019 Program Year  
October  
Original Claim  
**Paid**

#### Regular Claim

<b>Breakfast - Severe Need</b>	
Number of Days Served:	18
Free Meals Served:	5770
Reduced-Price Meals Served:	0
Paid Meals Served:	0
Total Meals Served:	5770
Participants Enrolled:	446
<b>Lunch - High Rate</b>	
Number of Days Served:	18
Free Meals Served:	6615
Reduced-Price Meals Served:	0
Paid Meals Served:	0
Total Meals Served:	6615
Participants Enrolled:	446
<b>Attendance Factor</b>	
Attendance Factor:	90.11 %
<b>CEP Percentages</b>	
Breakfast CEP Percentage:	71.99 %
Lunch CEP Percentage:	71.99 %

Created by Sandie Sedillo on 11/13/2018 at 8:25:40 PM  
Modified by Sandie Sedillo on 11/13/2018 at 8:27:24 PM  
Submitted by Sandie Sedillo on 11/13/2018 at 8:29:46 PM

[Cancel](#)



Arizona Department of Education  
Child Nutrition Program

NSLP

SFSP

ADE Home

## National School Lunch Program - NSLP

Applications

Claims

CNP Overview

You are logged in as Sandie Sedillo

### Claims

#### NSLP Site Claim

[Help](#) | [Logoff](#)

You are in [NSLP Home](#) > [NSLP Claims Index](#) > NSLP Site Claim

Enter the information into the form. For meal quantities that are unknown or none served, enter zero (0). Click **Save** to save your changes or click **Cancel** to disregard your changes since the last save. Be sure to enter only *whole numbers* (no decimals/cents).

#### Alchesay High School (09-02-20-204)

Sponsored by Whiteriver Unified District (09-02-20)  
2019 Program Year  
October  
Original Claim  
**Paid**

##### Regular Claim

##### Breakfast - Severe Need

Number of Days Served:	18
Free Meals Served:	3843
Reduced-Price Meals Served:	0
Paid Meals Served:	0
Total Meals Served:	3843
Participants Enrolled:	569

##### Lunch - High Rate

Number of Days Served:	18
Free Meals Served:	5492
Reduced-Price Meals Served:	0
Paid Meals Served:	0
Total Meals Served:	5492
Participants Enrolled:	569

##### Attendance Factor

Attendance Factor:	82.21 %
--------------------	---------

##### CEP Percentages

Breakfast CEP Percentage:	71.99 %
Lunch CEP Percentage:	71.99 %

Created by Sandie Sedillo on 11/13/2018 at 8:27:43 PM  
Modified by Sandie Sedillo on 11/13/2018 at 8:28:49 PM  
Submitted by Sandie Sedillo on 11/13/2018 at 8:29:52 PM

[Cancel](#)



Arizona Department of Education  
Child Nutrition Program

NSLP

SFSP

ADE Home

## National School Lunch Program - NSLP

Applications

Claims

CNP Overview

You are logged in as Sandie Sedillo

# Claims

## NSLP Site Claim

[Help](#) | [Logoff](#)

You are in [NSLP Home](#) > [NSLP Claims Index](#) > NSLP Site Claim

Enter the information into the form. For meal quantities that are unknown or none served, enter zero (0). Click **Save** to save your changes or click **Cancel** to disregard your changes since the last save. Be sure to enter only *whole numbers* (no decimals/cents).

### Whiteriver Elementary (09-02-20-101)

Sponsored by Whiteriver Unified District (09-02-20)  
2019 Program Year  
November  
Original Claim  
**Paid**

#### Regular Claim

#### Breakfast - Severe Need

Number of Days Served:	18
Free Meals Served:	5250
Reduced-Price Meals Served:	0
Paid Meals Served:	0
Total Meals Served:	5250
Participants Enrolled:	470

#### Lunch - High Rate

Number of Days Served:	18
Free Meals Served:	7704
Reduced-Price Meals Served:	0
Paid Meals Served:	0
Total Meals Served:	7704
Participants Enrolled:	470

#### Attendance Factor

Attendance Factor:	93.91 %
--------------------	---------

#### CEP Percentages

Breakfast CEP Percentage:	71.99 %
Lunch CEP Percentage:	71.99 %

Created by Sandie Sedillo on 12/10/2018 at 7:28:50 PM  
Modified by Sandie Sedillo on 12/10/2018 at 7:33:57 PM  
Submitted by Sandie Sedillo on 12/11/2018 at 10:34:03 AM

[Cancel](#)



NSLP

SFSP

ADE Home

**National School Lunch Program - NSLP**[Applications](#) | [Claims](#) | [CNP Overview](#)

You are logged in as Sandie Sedillo

## Claims

### NSLP Site Claim

[Help](#) | [Logoff](#)You are in [NSLP Home](#) > [NSLP Claims Index](#) > NSLP Site Claim

Enter the information into the form. For meal quantities that are unknown or none served, enter zero (0). Click **Save** to save your changes or click **Cancel** to disregard your changes since the last save. Be sure to enter only *whole numbers* (no decimals/cents).

#### **Cradleboard School** **(09-02-20-106)**

Sponsored by Whiteriver Unified District (09-02-20)  
2019 Program Year  
November  
Original Claim  
**Paid**

#### **Regular Claim**

##### **Breakfast - Severe Need**

Number of Days Served:	18
Free Meals Served:	3882
Reduced-Price Meals Served:	0
Paid Meals Served:	0
Total Meals Served:	3882
Participants Enrolled:	287

##### **Lunch - High Rate**

Number of Days Served:	18
Free Meals Served:	4876
Reduced-Price Meals Served:	0
Paid Meals Served:	0
Total Meals Served:	4876
Participants Enrolled:	287

##### **Attendance Factor**

Attendance Factor:	94.42 %
--------------------	---------

##### **CEP Percentages**

Breakfast CEP Percentage:	71.99 %
Lunch CEP Percentage:	71.99 %

Created by Sandie Sedillo on 12/11/2018 at 10:31:44 AM  
Modified by Sandie Sedillo on 12/11/2018 at 10:33:36 AM  
Submitted by Sandie Sedillo on 12/11/2018 at 10:34:09 AM

[Cancel](#)



Arizona Department of Education

Child Nutrition Program

NSLP

SFSP

ADE Home

## National School Lunch Program - NSLP

Applications

Claims

CNP Overview

You are logged in as Sandie Sedillo

## Claims

## NSLP Site Claim

Help | Logoff

You are in [NSLP Home](#) > [NSLP Claims Index](#) > NSLP Site Claim

Enter the information into the form. For meal quantities that are unknown or none served, enter zero (0). Click **Save** to save your changes or click **Cancel** to disregard your changes since the last save. Be sure to enter only *whole numbers* (no decimals/cents).

**Seven Mile School**  
**(09-02-20-107)**

Sponsored by Whiteriver Unified District (09-02-20)  
 2019 Program Year  
 November  
 Original Claim  
**Paid**

## Regular Claim

**Breakfast - Severe Need**

Number of Days Served:	18
Free Meals Served:	4978
Reduced-Price Meals Served:	0
Paid Meals Served:	0
Total Meals Served:	4978
Participants Enrolled:	518

**Lunch - High Rate**

Number of Days Served:	18
Free Meals Served:	8381
Reduced-Price Meals Served:	0
Paid Meals Served:	0
Total Meals Served:	8381
Participants Enrolled:	518

**Attendance Factor**

Attendance Factor:	91.02 %
--------------------	---------

**CEP Percentages**

Breakfast CEP Percentage:	71.99 %
Lunch CEP Percentage:	71.99 %

Created by Sandie Sedillo on 12/10/2018 at 7:37:34 PM  
 Modified by Sandie Sedillo on 12/10/2018 at 7:38:05 PM  
 Submitted by Sandie Sedillo on 12/11/2018 at 10:34:15 AM

Cancel

Arizona Department of Education  
Child Nutrition Program

NSLP

SFSP

ADE Home

## National School Lunch Program - NSLP

[Applications](#)[Claims](#)[CNP Overview](#)

You are logged in as Sandie Sedillo

## Claims

### NSLP Site Claim

[Help](#) | [Logoff](#)You are in [NSLP Home](#) > [NSLP Claims Index](#) > NSLP Site Claim

Enter the information into the form. For meal quantities that are unknown or none served, enter zero (0). Click **Save** to save your changes or click **Cancel** to disregard your changes since the last save. Be sure to enter only *whole numbers* (no decimals/cents).

### Canyon Day Junior High School (09-02-20-103)

Sponsored by Whiteriver Unified District (09-02-20)  
2019 Program Year  
November  
Original Claim  
**Paid**

#### Regular Claim

##### Breakfast - Severe Need

Number of Days Served:	18
Free Meals Served:	5486
Reduced-Price Meals Served:	0
Paid Meals Served:	0
Total Meals Served:	5486
Participants Enrolled:	443

##### Lunch - High Rate

Number of Days Served:	18
Free Meals Served:	6739
Reduced-Price Meals Served:	0
Paid Meals Served:	0
Total Meals Served:	6739
Participants Enrolled:	443

##### Attendance Factor

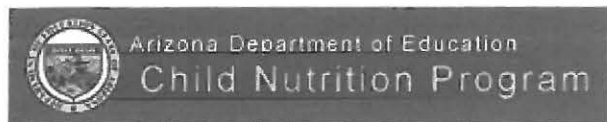
Attendance Factor:	90.11 %
--------------------	---------

##### CEP Percentages

Breakfast CEP Percentage:	71.99 %
Lunch CEP Percentage:	71.99 %

Created by Sandie Sedillo on 12/10/2018 at 7:38:29 PM  
Modified by Sandie Sedillo on 12/10/2018 at 7:38:59 PM  
Submitted by Sandie Sedillo on 12/11/2018 at 10:34:06 AM

[Cancel](#)



NSLP

SFSP

ADE Home

## National School Lunch Program - NSLP

Applications

Claims

CNP Overview

You are logged in as Sandie Sedillo

## Claims

## NSLP Site Claim

[Help](#) | [Logoff](#)You are in [NSLP Home](#) > [NSLP Claims Index](#) > NSLP Site Claim

Enter the information into the form. For meal quantities that are unknown or none served, enter zero (0). Click **Save** to save your changes or click **Cancel** to disregard your changes since the last save. Be sure to enter only *whole numbers* (no decimals/cents).

**Alchesay High School**  
**(09-02-20-204)**

Sponsored by Whiteriver Unified District (09-02-20)  
 2019 Program Year  
 November  
 Original Claim  
**Paid**

## Regular Claim

**Breakfast - Severe Need**

Number of Days Served:	18
Free Meals Served:	3799
Reduced-Price Meals Served:	0
Paid Meals Served:	0
Total Meals Served:	3799
Participants Enrolled:	549

**Lunch - High Rate**

Number of Days Served:	18
Free Meals Served:	5534
Reduced-Price Meals Served:	0
Paid Meals Served:	0
Total Meals Served:	5534
Participants Enrolled:	549

**Attendance Factor**

Attendance Factor:	82.21 %
--------------------	---------

**CEP Percentages**

Breakfast CEP Percentage:	71.99 %
Lunch CEP Percentage:	71.99 %

Created by Sandie Sedillo on 12/10/2018 at 7:39:13 PM  
 Modified by Sandie Sedillo on 12/10/2018 at 7:40:02 PM  
 Submitted by Sandie Sedillo on 12/11/2018 at 10:34:12 AM

Cancel





NSLP

SFSP

ADE Home

**National School Lunch Program - NSLP**[Applications](#) | [Claims](#) | [CNP Overview](#)

You are logged in as Sandie Sedillo

## Claims

### NSLP Site Claim

[Help](#) | [Logoff](#)You are in [NSLP Home](#) > [NSLP Claims Index](#) > NSLP Site Claim

Enter the information into the form. For meal quantities that are unknown or none served, enter zero (0). Click **Save** to save your changes or click **Cancel** to disregard your changes since the last save. Be sure to enter only *whole numbers* (no decimals/cents).

#### Whiteriver Elementary (09-02-20-101)

Sponsored by Whiteriver Unified District (09-02-20)  
2019 Program Year  
December  
Original Claim  
**Paid**

##### Regular Claim

**Breakfast - Severe Need**

Number of Days Served:	14
Free Meals Served:	3586
Reduced-Price Meals Served:	0
Paid Meals Served:	0
Total Meals Served:	3586
Participants Enrolled:	469

**Lunch - High Rate**

Number of Days Served:	15
Free Meals Served:	6423
Reduced-Price Meals Served:	0
Paid Meals Served:	0
Total Meals Served:	6423
Participants Enrolled:	469

**Attendance Factor**


Attendance Factor:	93.91 %
--------------------	---------

**CEP Percentages**

Breakfast CEP Percentage:	71.99 %
Lunch CEP Percentage:	71.99 %

Created by Sandie Sedillo on 1/10/2019 at 12:44:02 PM  
Modified by Sandie Sedillo on 1/10/2019 at 12:45:02 PM  
Submitted by Sandie Sedillo on 1/10/2019 at 3:41:52 PM

[Cancel](#)



NSLP

SFSP

ADE Home

**National School Lunch Program - NSLP**[Applications](#) | [Claims](#) | [CNP Overview](#)

You are logged in as Sandie Sedillo

## Claims

### NSLP Site Claim

[Help](#) | [Logoff](#)You are in [NSLP Home](#) > [NSLP Claims Index](#) > NSLP Site Claim

Enter the information into the form. For meal quantities that are unknown or none served, enter zero (0). Click **Save** to save your changes or click **Cancel** to disregard your changes since the last save. Be sure to enter only *whole numbers* (no decimals/cents).

#### **Cradleboard School** **(09-02-20-106)**

Sponsored by Whiteriver Unified District (09-02-20)  
2019 Program Year  
December  
Original Claim  
**Paid**

#### **Regular Claim**

##### **Breakfast - Severe Need**

Number of Days Served:	14
Free Meals Served:	2876
Reduced-Price Meals Served:	0
Paid Meals Served:	0
Total Meals Served:	2876
Participants Enrolled:	290

##### **Lunch - High Rate**

Number of Days Served:	15
Free Meals Served:	4073
Reduced-Price Meals Served:	0
Paid Meals Served:	0
Total Meals Served:	4073
Participants Enrolled:	290

##### **Attendance Factor**

Attendance Factor:	93.79 %
--------------------	---------

##### **CEP Percentages**

Breakfast CEP Percentage:	71.99 %
Lunch CEP Percentage:	71.99 %

Created by Sandie Sedillo on 1/10/2019 at 3:38:40 PM  
Modified by Sandie Sedillo on 1/10/2019 at 3:40:33 PM  
Submitted by Sandie Sedillo on 1/10/2019 at 3:41:57 PM

[Cancel](#)



NSLP

SFSP

ADE Home

**National School Lunch Program - NSLP**[Applications](#)[Claims](#)[CNP Overview](#)

You are logged in as Sandie Sedillo

## Claims

### NSLP Site Claim

[Help](#) | [Logoff](#)You are in [NSLP Home](#) > [NSLP Claims Index](#) > NSLP Site Claim

Enter the information into the form. For meal quantities that are unknown or none served, enter zero (0). Click **Save** to save your changes or click **Cancel** to disregard your changes since the last save. Be sure to enter only *whole numbers* (no decimals/cents).

#### Seven Mile School (09-02-20-107)

Sponsored by Whiteriver Unified District (09-02-20)  
2019 Program Year  
December  
Original Claim  
**Paid**

#### Regular Claim

##### Breakfast - Severe Need

Number of Days Served:	14
Free Meals Served:	4005
Reduced-Price Meals Served:	0
Paid Meals Served:	0
Total Meals Served:	4005
Participants Enrolled:	513

##### Lunch - High Rate

Number of Days Served:	15
Free Meals Served:	6917
Reduced-Price Meals Served:	0
Paid Meals Served:	0
Total Meals Served:	6917
Participants Enrolled:	513

##### Attendance Factor

Attendance Factor:	91.02 %
--------------------	---------

##### CEP Percentages

Breakfast CEP Percentage:	71.99 %
Lunch CEP Percentage:	71.99 %

Created by Sandie Sedillo on 1/10/2019 at 12:48:53 PM  
Modified by Sandie Sedillo on 1/10/2019 at 12:49:59 PM  
Submitted by Sandie Sedillo on 1/10/2019 at 3:42:02 PM

[Cancel](#)



NSLP

SFSP

ADE Home

**National School Lunch Program - NSLP**
[Applications](#) | [Claims](#) | [CNP Overview](#)

You are logged in as Sandie Sedillo

## Claims

### NSLP Site Claim

[Help](#) | [Logoff](#)You are in [NSLP Home](#) > [NSLP Claims Index](#) > NSLP Site Claim

Enter the information into the form. For meal quantities that are unknown or none served, enter zero (0). Click **Save** to save your changes or click **Cancel** to disregard your changes since the last save. Be sure to enter only *whole numbers* (no decimals/cents).

### Canyon Day Junior High School (09-02-20-103)

Sponsored by Whiteriver Unified District (09-02-20)  
2019 Program Year  
December  
Original Claim  
**Paid**

**Regular Claim****Breakfast - Severe Need**

Number of Days Served:	14
Free Meals Served:	3965
Reduced-Price Meals Served:	0
Paid Meals Served:	0
Total Meals Served:	3965
Participants Enrolled:	444

**Lunch - High Rate**

Number of Days Served:	15
Free Meals Served:	5563
Reduced-Price Meals Served:	0
Paid Meals Served:	0
Total Meals Served:	5563
Participants Enrolled:	444

**Attendance Factor**

Attendance Factor:	90.11 %
--------------------	---------

**CEP Percentages**

Breakfast CEP Percentage:	71.99 %
Lunch CEP Percentage:	71.99 %

Created by Sandie Sedillo on 1/10/2019 at 12:50:18 PM  
Modified by Sandie Sedillo on 1/10/2019 at 12:51:31 PM  
Submitted by Sandie Sedillo on 1/10/2019 at 3:41:55 PM

[Cancel](#)



NSLP

SFSP

ADE Home

**National School Lunch Program - NSLP**[Applications](#) | [Claims](#) | [CNP Overview](#)

You are logged in as Sandie Sedillo

## Claims

### NSLP Site Claim

[Help](#) | [Logoff](#)You are in [NSLP Home](#) > [NSLP Claims Index](#) > NSLP Site Claim

Enter the information into the form. For meal quantities that are unknown or none served, enter zero (0). Click **Save** to save your changes or click **Cancel** to disregard your changes since the last save. Be sure to enter only *whole numbers* (no decimals/cents).

### Alchesay High School (09-02-20-204)

Sponsored by Whiteriver Unified District (09-02-20)  
2019 Program Year  
December  
Original Claim  
**Paid**

#### Regular Claim

<b>Breakfast - Severe Need</b>	
Number of Days Served:	14
Free Meals Served:	2831
Reduced-Price Meals Served:	0
Paid Meals Served:	0
Total Meals Served:	2831
Participants Enrolled:	546
<b>Lunch - High Rate</b>	
Number of Days Served:	15
Free Meals Served:	4620
Reduced-Price Meals Served:	0
Paid Meals Served:	0
Total Meals Served:	4620
Participants Enrolled:	546
<b>Attendance Factor</b>	
Attendance Factor:	82.21 %
<b>CEP Percentages</b>	
Breakfast CEP Percentage:	71.99 %
Lunch CEP Percentage:	71.99 %

Created by Sandie Sedillo on 1/10/2019 at 12:51:59 PM  
Modified by Sandie Sedillo on 1/10/2019 at 12:52:48 PM  
Submitted by Sandie Sedillo on 1/10/2019 at 3:42:00 PM

[Cancel](#)



Arizona Department of Education

Child Nutrition Program

NSLP

SFSP

ADE Home

## National School Lunch Program - NSLP

Applications

Claims

CNP Overview

You are logged in as Sandie Sedillo

## Claims

## NSLP Site Claim

[Help](#) | [Logoff](#)You are in [NSLP Home](#) > [NSLP Claims Index](#) > NSLP Site Claim

Enter the information into the form. For meal quantities that are unknown or none served, enter zero (0). Click **Save** to save your changes or click **Cancel** to disregard your changes since the last save. Be sure to enter only *whole numbers* (no decimals/cents).

**Whiteriver Elementary**  
**(09-02-20-101)**

Sponsored by Whiteriver Unified District (09-02-20)  
2019 Program Year  
January  
Original Claim  
**Paid**

**Regular Claim****Breakfast - Severe Need**

Number of Days Served:	17
Free Meals Served:	4120
Reduced-Price Meals Served:	0
Paid Meals Served:	0
Total Meals Served:	4120
Participants Enrolled:	466

**Lunch - High Rate**

Number of Days Served:	18
Free Meals Served:	7650
Reduced-Price Meals Served:	0
Paid Meals Served:	0
Total Meals Served:	7650
Participants Enrolled:	466

**Attendance Factor**

Attendance Factor:	93.91 %
--------------------	---------

**CEP Percentages**

Breakfast CEP Percentage:	71.99 %
Lunch CEP Percentage:	71.99 %

Created by Sandie Sedillo on 2/10/2019 at 8:03:02 PM  
Modified by Sandie Sedillo on 2/10/2019 at 8:04:56 PM  
Submitted by Sandie Sedillo on 2/11/2019 at 6:18:21 PM

[Cancel](#)

Arizona Department of Education  
Child Nutrition Program

NSLP

SFSP

ADE Home

## National School Lunch Program - NSLP

[Applications](#) | [Claims](#) | [CNP Overview](#)

You are logged in as Sandie Sedillo

## Claims

## NSLP Site Claim

[Help](#) | [Logoff](#)You are in [NSLP Home](#) > [NSLP Claims Index](#) > NSLP Site Claim

Enter the information into the form. For meal quantities that are unknown or none served, enter zero (0). Click **Save** to save your changes or click **Cancel** to disregard your changes since the last save. Be sure to enter only *whole numbers* (no decimals/cents).

**Cradleboard School**  
**(09-02-20-106)**Sponsored by Whiteriver Unified District (09-02-20)  
2019 Program Year  
January  
Original Claim  
**Paid**

## Regular Claim

**Breakfast - Severe Need**

Number of Days Served:	17
Free Meals Served:	3278
Reduced-Price Meals Served:	0
Paid Meals Served:	0
Total Meals Served:	3278
Participants Enrolled:	293

**Lunch - High Rate**

Number of Days Served:	18
Free Meals Served:	4885
Reduced-Price Meals Served:	0
Paid Meals Served:	0
Total Meals Served:	4885
Participants Enrolled:	293

**Attendance Factor**

Attendance Factor:	92.83 %
--------------------	---------

**CEP Percentages**

Breakfast CEP Percentage:	71.99 %
Lunch CEP Percentage:	71.99 %

Created by Sandie Sedillo on 2/11/2019 at 6:15:56 PM  
Modified by Sandie Sedillo on 2/11/2019 at 6:17:52 PM  
Submitted by Sandie Sedillo on 2/11/2019 at 6:18:26 PM

[Cancel](#)



NSLP

SFSP

ADE Home

**National School Lunch Program - NSLP**[Applications](#)[Claims](#)[CNP Overview](#)

You are logged in as Sandie Sedillo

## Claims

### NSLP Site Claim

[Help](#) | [Logoff](#)You are in [NSLP Home](#) > [NSLP Claims Index](#) > NSLP Site Claim

Enter the information into the form. For meal quantities that are unknown or none served, enter zero (0). Click **Save** to save your changes or click **Cancel** to disregard your changes since the last save. Be sure to enter only *whole numbers* (no decimals/cents).

#### Seven Mile School (09-02-20-107)

Sponsored by Whiteriver Unified District (09-02-20)  
2019 Program Year  
January  
Original Claim  
**Paid**

#### Regular Claim

**Breakfast - Severe Need**

Number of Days Served:	17
Free Meals Served:	4939
Reduced-Price Meals Served:	0
Paid Meals Served:	0
Total Meals Served:	4939
Participants Enrolled:	517

**Lunch - High Rate**

Number of Days Served:	18
Free Meals Served:	8134
Reduced-Price Meals Served:	0
Paid Meals Served:	0
Total Meals Served:	8134
Participants Enrolled:	517

**Attendance Factor**

Attendance Factor:	91.02 %
--------------------	---------

**CEP Percentages**

Breakfast CEP Percentage:	71.99 %
Lunch CEP Percentage:	71.99 %

Created by Sandie Sedillo on 2/10/2019 at 8:07:24 PM  
Modified by Sandie Sedillo on 2/10/2019 at 8:08:08 PM  
Submitted by Sandie Sedillo on 2/11/2019 at 6:18:32 PM

[Cancel](#)



Arizona Department of Education  
Child Nutrition Program

NSLP

SFSP

ADE Home

## National School Lunch Program - NSLP

[Applications](#)[Claims](#)[CNP Overview](#)

You are logged in as Sandie Sedillo

## Claims

## NSLP Site Claim

[Help](#) | [Logoff](#)You are in [NSLP Home](#) > [NSLP Claims Index](#) > NSLP Site Claim

Enter the information into the form. For meal quantities that are unknown or none served, enter zero (0). Click **Save** to save your changes or click **Cancel** to disregard your changes since the last save. Be sure to enter only *whole numbers* (no decimals/cents).

**Canyon Day Junior High School**  
**(09-02-20-103)**Sponsored by Whiteriver Unified District (09-02-20)  
2019 Program Year  
January  
Original Claim  
**Paid**

## Regular Claim

**Breakfast - Severe Need**

Number of Days Served:	17
Free Meals Served:	4798
Reduced-Price Meals Served:	0
Paid Meals Served:	0
Total Meals Served:	4798
Participants Enrolled:	441

**Lunch - High Rate**

Number of Days Served:	17
Free Meals Served:	6555
Reduced-Price Meals Served:	0
Paid Meals Served:	0
Total Meals Served:	6555
Participants Enrolled:	441

**Attendance Factor**


Attendance Factor:	90.11 %
--------------------	---------

**CEP Percentages**

Breakfast CEP Percentage:	71.99 %
Lunch CEP Percentage:	71.99 %

Created by Sandie Sedillo on 2/10/2019 at 8:08:23 PM  
Modified by Sandie Sedillo on 2/10/2019 at 8:11:03 PM  
Submitted by Sandie Sedillo on 2/11/2019 at 6:18:24 PM

[Cancel](#)



NSLP

SFSP

ADE Home

**National School Lunch Program - NSLP**[Applications](#) | [Claims](#) | [CNP Overview](#)

You are logged in as Sandie Sedillo

## Claims

### NSLP Site Claim

[Help](#) | [Logoff](#)You are in [NSLP Home](#) > [NSLP Claims Index](#) > NSLP Site Claim

Enter the information into the form. For meal quantities that are unknown or none served, enter zero (0). Click **Save** to save your changes or click **Cancel** to disregard your changes since the last save. Be sure to enter only *whole numbers* (no decimals/cents).

#### Alchesay High School (09-02-20-204)

Sponsored by Whiteriver Unified District (09-02-20)  
2019 Program Year  
January  
Original Claim  
**Paid**

#### Regular Claim

##### Breakfast - Severe Need

Number of Days Served:	17
Free Meals Served:	3554
Reduced-Price Meals Served:	0
Paid Meals Served:	0
Total Meals Served:	3554
Participants Enrolled:	563

##### Lunch - High Rate

Number of Days Served:	18
Free Meals Served:	5452
Reduced-Price Meals Served:	0
Paid Meals Served:	0
Total Meals Served:	5452
Participants Enrolled:	563

##### Attendance Factor

Attendance Factor:	82.21 %
--------------------	---------

##### CEP Percentages

Breakfast CEP Percentage:	71.99 %
Lunch CEP Percentage:	71.99 %

Created by Sandie Sedillo on 2/10/2019 at 8:11:29 PM  
Modified by Sandie Sedillo on 2/10/2019 at 8:12:17 PM  
Submitted by Sandie Sedillo on 2/11/2019 at 6:18:30 PM

[Cancel](#)

### Alchesay High School

	Hrs /day	Days/Wk	Labor Rate
Kitchen Mgr	8	5	\$ 14.41
Cook	7.25	5	\$ 13.63
Worker	7	5	\$ 12.00
Worker	7	5	\$ 12.00
Worker	6.5	5	\$ 12.00
Worker	6.5	5	\$ 12.00

### Canyon Day Jr High School

	Hrs /day	Days/Wk	Labor Rate
Kitchen Mgr	8	5	\$ 14.41
Cook	7.25	5	\$ 12.00
Worker	7	5	\$ 12.00
Worker	7	5	\$ 12.00

### Cradleboard

	Hrs /day	Days/Wk	Labor Rate
Kitchen Mgr	8	5	\$ 14.41
Cook	7.25	5	\$ 12.00
Worker	7	5	\$ 12.00
Worker	4	5	\$ 12.00

### Seven Mile

	Hrs /day	Days/Wk	Labor Rate
Kitchen Mgr	8	5	\$ 14.41
Cook	7.25	5	\$ 12.59
Worker	7	5	\$ 12.00
Worker	7	5	\$ 12.00

### Whiteriver Elem

	Hrs /day	Days/Wk	Labor Rate
Kitchen Mgr	8	5	\$ 14.41
Cook	7.25	5	\$ 13.12
Worker	7	5	\$ 12.00
Worker	7	5	\$ 12.00
Worker	7	5	\$ 12.00

### Warehouse

	Hrs /day	Days/Wk	Labor Rate
Manager	8	5	\$ 13.00
worker	7	5	\$ 12.00
worker	6	3	\$ 12.00

Ala Carte Product	Serving Size	Price Per Serving
SS Chilled Apple Capri Sun	6 oz	\$0.75
SS Chilled Fruit Punch Capri Sun	6 oz	\$0.75
SS Chilled Berry Capri Sun	6 oz	\$0.75
SS Bottled Water	8 oz	\$1.00
SS G2 Glacier Freeze Gatorade	12 fl oz	\$1.00
SS G2 Grape Gatorade	12 fl oz	\$1.00
SS G2 Lemon Lime Gatorade	12 fl oz	\$1.00
SS G2 Orange Gatorade	12 fl oz	\$1.00
SS Diet Coca Cola	12 fl oz	\$1.00
SS Diet Dr. Pepper	12 fl oz	\$1.00
SS Diet 7 Up	12 fl oz	\$1.00
SS Acai Berry Sparkling Juice	8 oz	\$1.00
SS Strawberry Kiwi Sparkling Juice	8 oz	\$1.00
SS Cheetos Baked	1 pk/0.88 oz	\$1.00
SS Nacho Cheese Tortilla Chips	1 bag/1.00 oz	\$1.00
SS Cheetos Puffs	1 pk/0.70 oz	\$1.00
SS BBQ Potato Baked Lays	1.125 oz	\$1.00
SS Cheddar Chhez-Its	1 pk/21.00 gm	\$1.00
SS Kids Munchie Snack Mix	1 pk/0.88 oz	\$0.50
SS Low Fat Brownie	1 each	\$0.50
SS Whole Grain Rice Krispie Bar	1 each	\$1.00
SS Crunchy White Cheddar Popcorn	1 bag/14.00 gm	\$0.75
SS Oven Baked Carnival Cookie	1 cookie	\$0.50
SS Chocolate Chip Cookie	1 cookie	\$0.50
SS Baked Sugar Cookie	1 cookie	\$0.50
SS White Chocolate Chip Cookie	1 cookie	\$0.50
SS Apple Cinnamon Nutrigrain Bar	1 bar	\$0.75
SS Strawberry Nutrigrain Bar	1 bar	\$0.75