

Welcome to your *i-Ready Classroom Mathematics* ©2024 Demonstration Account

We have provided login credentials on the next page so that you may evaluate *i-Ready Classroom Mathematics and i-Ready Instruction* using demonstration accounts for different user types: administrator, teacher, and/or grade level students.

To get started in your *i-Ready Classroom Mathematics* demo account, go to <https://pd.i-ready.com/login/pd>

Use the log in credentials provided and please be sure to select your state when you are logging in. Note that our login credentials will only work at the link above, which takes you to a dedicated site prepopulated with data so that you can fully explore *i-Ready Classroom Mathematics*.

When you log in, please take the time to read the short walkthrough that will pop up orienting you to your *i-Ready Classroom Mathematics* dashboard as a teacher or administrator. Additionally, we recommend that you use our support resources located on i-Ready Classroom Central, such as videos that will introduce you to the Teacher Digital Experience. You can access i-Ready Classroom Central from within your teacher demo account by choosing the top navigation help menu on the teacher dashboard.

Key Details

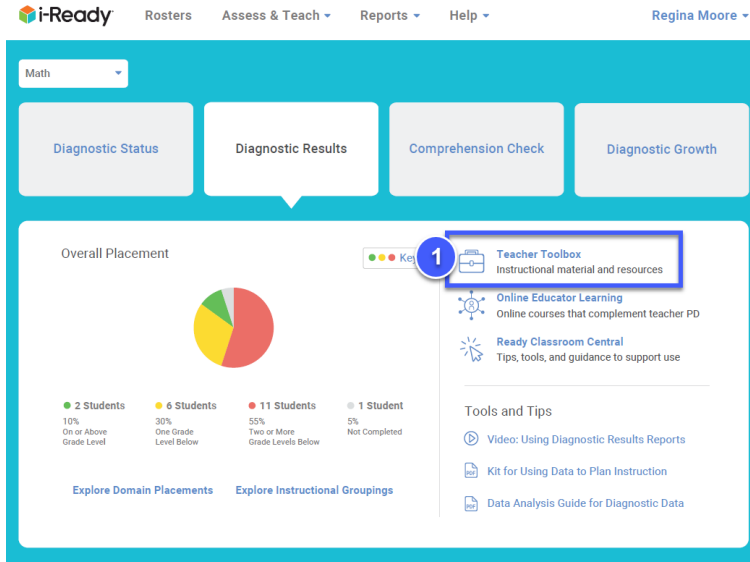
As you use your demo account, please keep the following details in mind:

- **Data resets nightly.** You can save changes in your demo account, but these changes will only be preserved for the remainder of the day. Your demo account resets every night to its original state.
- **Data is sample data.** The data in your account is intended to help you explore *i-Ready Classroom Mathematics and i-Ready* reports and understand its functionality. The data represents a broad set of grade levels, classes, and instructional paths, as well as a broad range of levels of student proficiency. However, because the data was generated for demonstration purposes, and is not the data of real students, you may occasionally see scenarios that seem unlikely or incomplete. For a comprehensive overview of the Digital Assessment Reports: [click here](#)
- **Saving changes affect all users in your account.** You may see the data in reports or on your dashboard change in real-time if other users who are logged into the same account save a change in *i-Ready Classroom Mathematics*, such as adjusting settings, rosters, instructional paths, or testing windows.
- **Demo data shifts on a weekly basis.** Our demonstration data is designed to change periodically to mirror the experience you would have during a school year. Therefore, you may see data change in the Diagnostic Status or Prerequisites Reports during the fall, winter, and spring when students would be completing the *Diagnostic Assessment* throughout the school year, when students would be progressing through their online lessons.

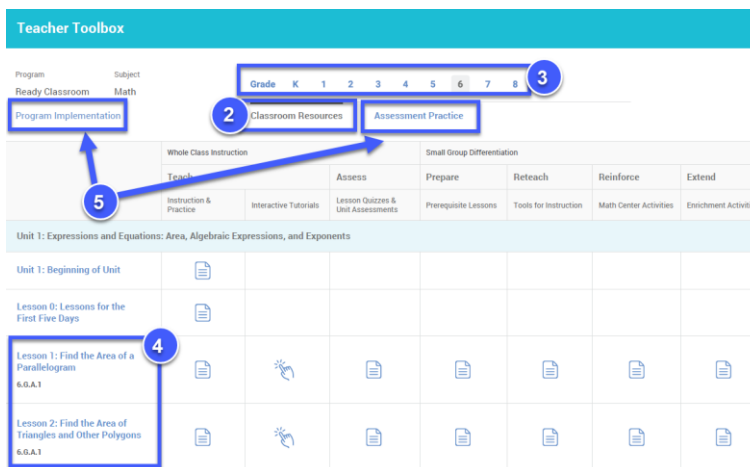
See the **QuickStart Guide** below for easy navigation to the K-8 resources for instruction, practice, differentiation, intervention, and assessment in the Teacher Toolbox.

QuickStart Guide

1. From the Teacher Digital Experience dashboard, select **Teacher Toolbox**.



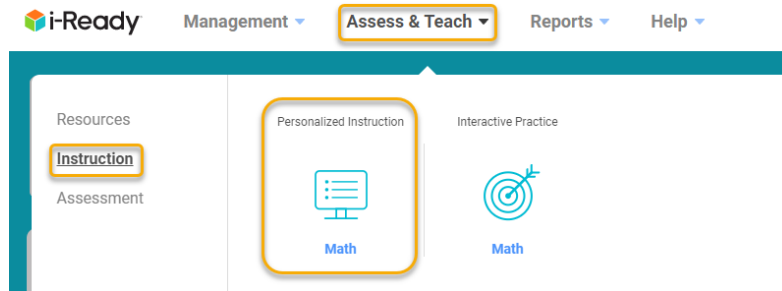
2. The **Classroom Resources** section will be select for you.
3. Select your **grade level**.
4. Select a lesson title from the list to review all resources for whole class instruction and small group differentiation.
5. Explore the additional resources in the **Program Implementation** and **Assessment Practice** sections.



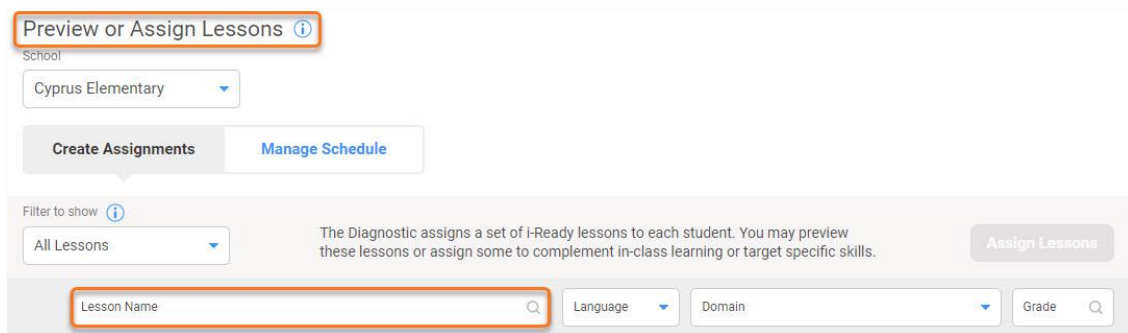
Accessing Personalized Instruction in i-Ready Classroom Mathematics:

To access i-Ready Personalized Instruction lessons, follow these steps:

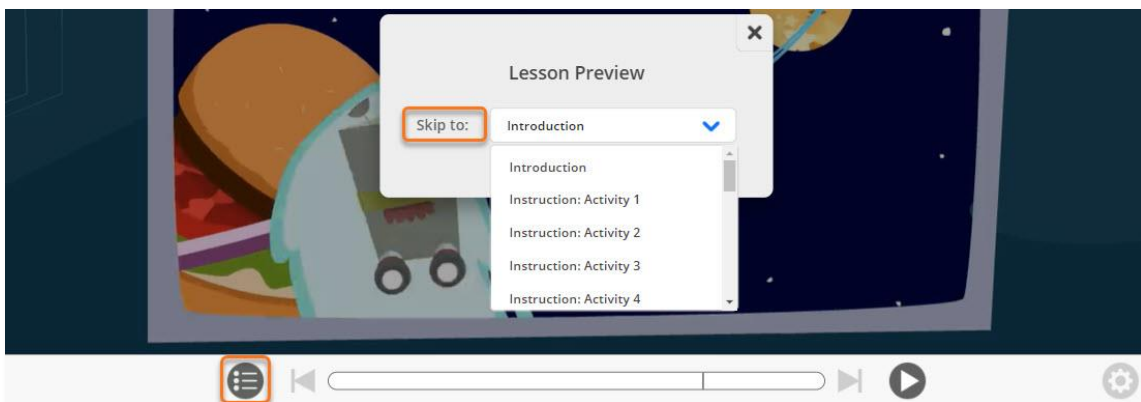
1. Click on “Assess & Teach” at the top of the screen; then “Instruction” on the left side menu; then click on the desired subject under “Personalized Instruction.”



2. Scroll down to “Preview or Assign Lessons.” Use the “Lesson Name” field to search for a lesson.



3. Once you enter a lesson, you can navigate to a specific part. Click the navigation button on the bottom left, and then scroll through the “Skip to” menu to view and select any activity.



Login Information

Administrator

D03F_DAdmin603d_ARCL24AI

Trylt4Educators

Teacher

D03F_Teacher603d_TRCL24AI

Trylt4Educators

Student Assessment - Grade K

D03F_GrKStudent682d_SDB24

Trylt4Educators

Student Instruction - Grade K

D03F_GrKStudent685d_SLB24

Trylt4Educators

Student Assessment - Grade 1

D03F_Gr1Student601d_SDB24

Trylt4Educators

Student Instruction - Grade 1

D03F_Gr1Student676d_SLB24

Trylt4Educators

Student Assessment - Grade 2

D03F_Gr2Student663d_SDB24

Trylt4Educators

Student Instruction - Grade 2

D03F_Gr2Student667d_SLB24

Trylt4Educators



Login Information

Student Assessment - Grade 3

D03F_Gr3Student652d_SDB24

Trylt4Educators

Student Instruction - Grade 3

D03F_Gr3Student657d_SLB24

Trylt4Educators

Student Assessment - Grade 4

D03F_Gr4Student642d_SDB24

Trylt4Educators

Student Instruction - Grade 4

D03F_Gr4Student652d_SLB24

Trylt4Educators

Student Assessment - Grade 5

D03F_Gr5Student632d_SDB24

Trylt4Educators

Student Instruction - Grade 5

D03F_Gr5Student635d_SLB24

Trylt4Educators

Student Assessment - Grade 6

D03F_Gr6Student623d_SDB24

Trylt4Educators

Student Instruction - Grade 6

D03F_Gr6Student626d_SLB24

Trylt4Educators



Login Information

Student Assessment - Grade 7

D03F_Gr7Student613d_SDB24

TryIt4Educators

Student Instruction - Grade 7

D03F_Gr7Student616d_SLB24

TryIt4Educators

Student Assessment - Grade 8

D03F_Gr8Student602d_SDB24

TryIt4Educators

Student Instruction - Grade 8

D03F_Gr8Student606d_SLB24

TryIt4Educators

